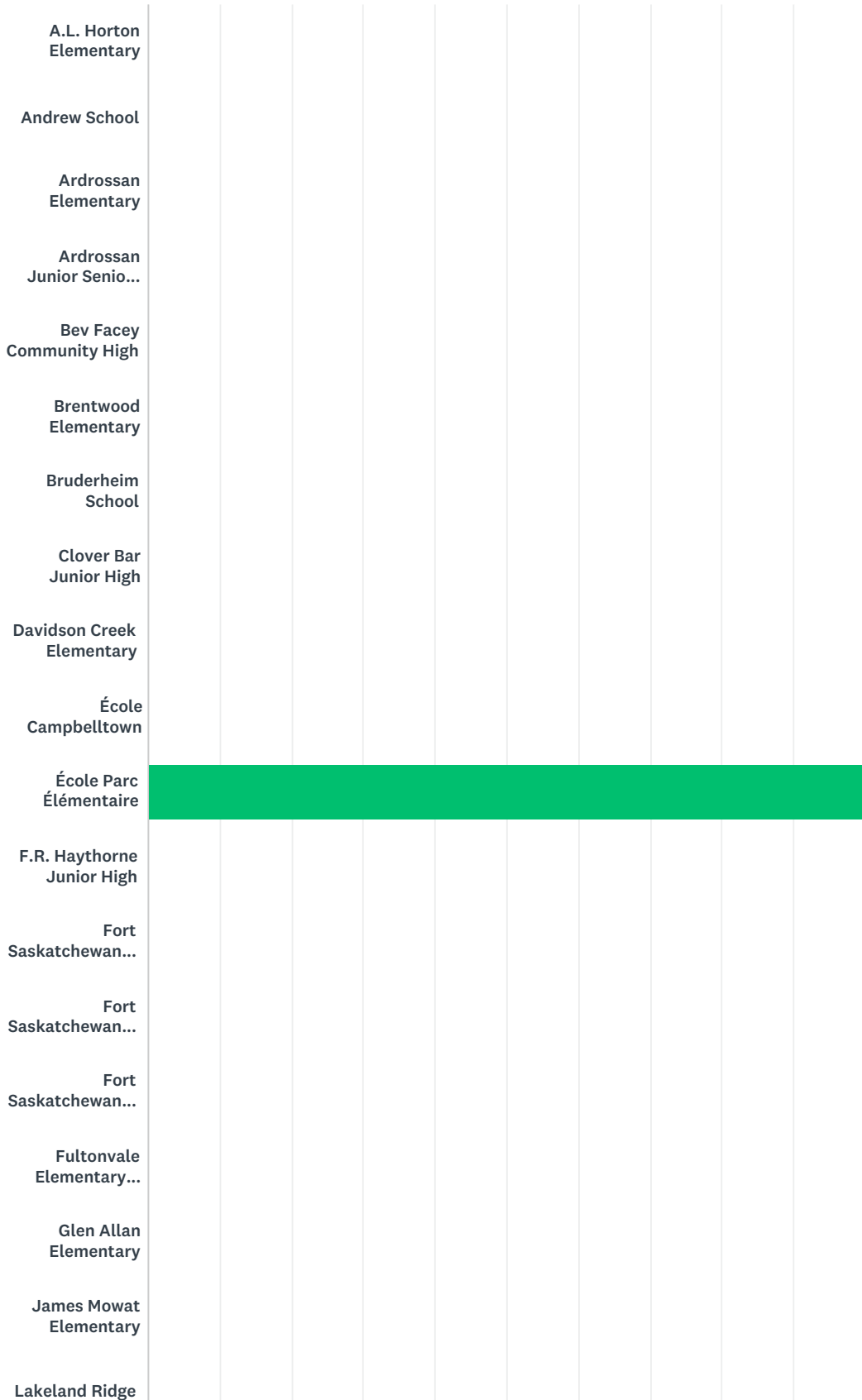


# Q1 What school does your child currently attend?

Answered: 81 Skipped: 0



# EIPS Parent Survey 2018-19



EIPS Parent Survey 2018-19

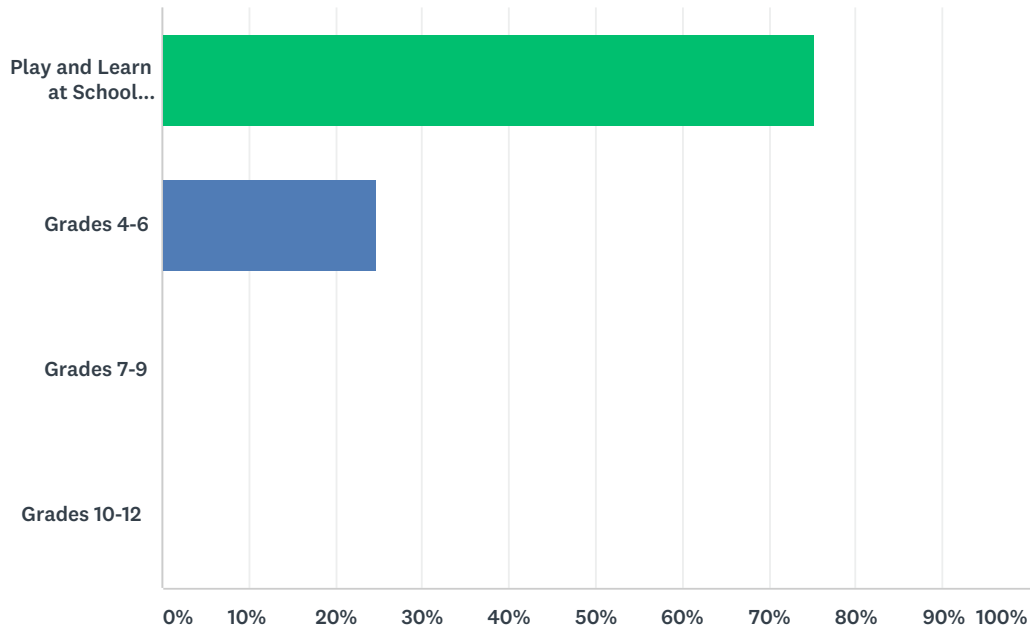
ANSWER CHOICES	RESPONSES	
A.L. Horton Elementary	0.00%	0
Andrew School	0.00%	0
Ardrossan Elementary	0.00%	0
Ardrossan Junior Senior High	0.00%	0
Bev Facey Community High	0.00%	0
Brentwood Elementary	0.00%	0
Bruderheim School	0.00%	0
Clover Bar Junior High	0.00%	0
Davidson Creek Elementary	0.00%	0
École Campbelltown	0.00%	0
École Parc Élémentaire	100.00%	81
F.R. Haythorne Junior High	0.00%	0
Fort Saskatchewan Christian	0.00%	0
Fort Saskatchewan Elementary	0.00%	0
Fort Saskatchewan Senior High	0.00%	0
Fultonvale Elementary Junior High	0.00%	0
Glen Allan Elementary	0.00%	0
James Mowat Elementary	0.00%	0
Lakeland Ridge	0.00%	0
Lamont Elementary	0.00%	0
Lamont High	0.00%	0
Mills Haven Elementary	0.00%	0
Mundare School	0.00%	0
Next Step/Outreach	0.00%	0
Pine Street Elementary	0.00%	0
Rudolph Hennig Junior High	0.00%	0
Salisbury Composite High	0.00%	0
Sherwood Heights Junior High	0.00%	0
SouthPointe School	0.00%	0
Strathcona Christian Academy Elementary	0.00%	0
Strathcona Christian Academy Secondary	0.00%	0
Uncas Elementary	0.00%	0
Vegreville Composite High	0.00%	0
Wes Hosford Elementary	0.00%	0

## EIPS Parent Survey 2018-19

Westboro Elementary	0.00%	0
Win Ferguson Elementary	0.00%	0
Woodbridge Farms Elementary	0.00%	0
Wye Elementary	0.00%	0
TOTAL		81

## Q2 What grade is your child currently in?

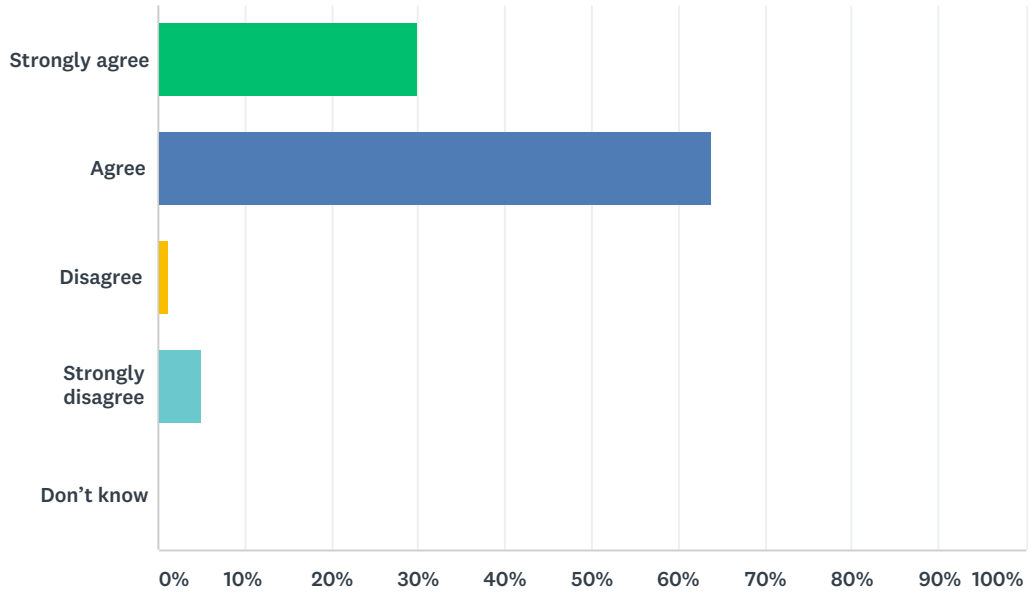
Answered: 81 Skipped: 0



ANSWER CHOICES	RESPONSES	
Play and Learn at School (PALS) Kindergarten Grades 1-3	75.31%	61
Grades 4-6	24.69%	20
Grades 7-9	0.00%	0
Grades 10-12	0.00%	0
<b>TOTAL</b>		<b>81</b>

### Q3 My child's individual needs are met.

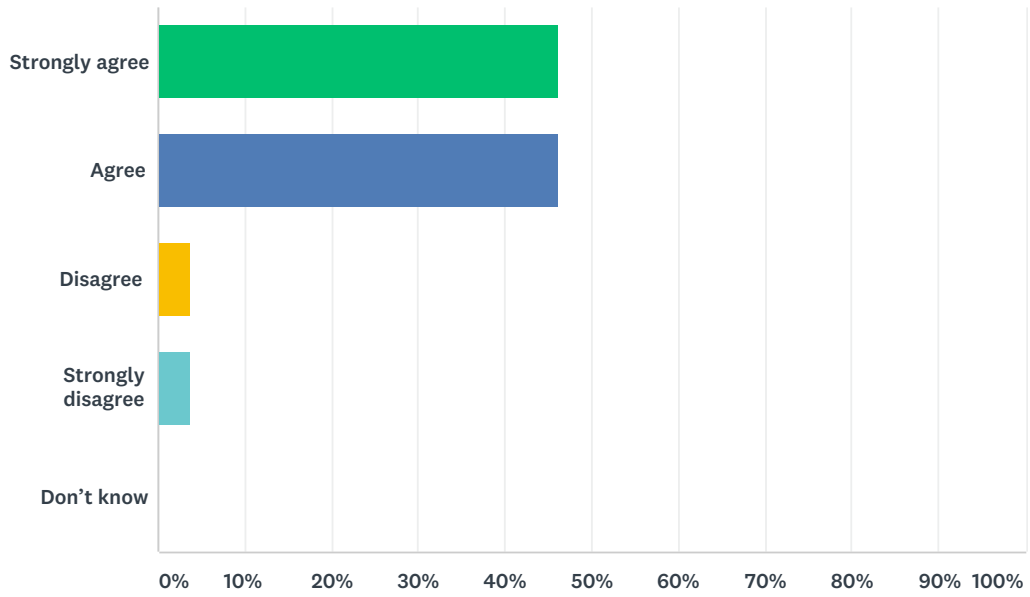
Answered: 80 Skipped: 1



ANSWER CHOICES	RESPONSES	
Strongly agree	30.00%	24
Agree	63.75%	51
Disagree	1.25%	1
Strongly disagree	5.00%	4
Don't know	0.00%	0
<b>TOTAL</b>		<b>80</b>

### Q4 My child is encouraged at school to do his or her best.

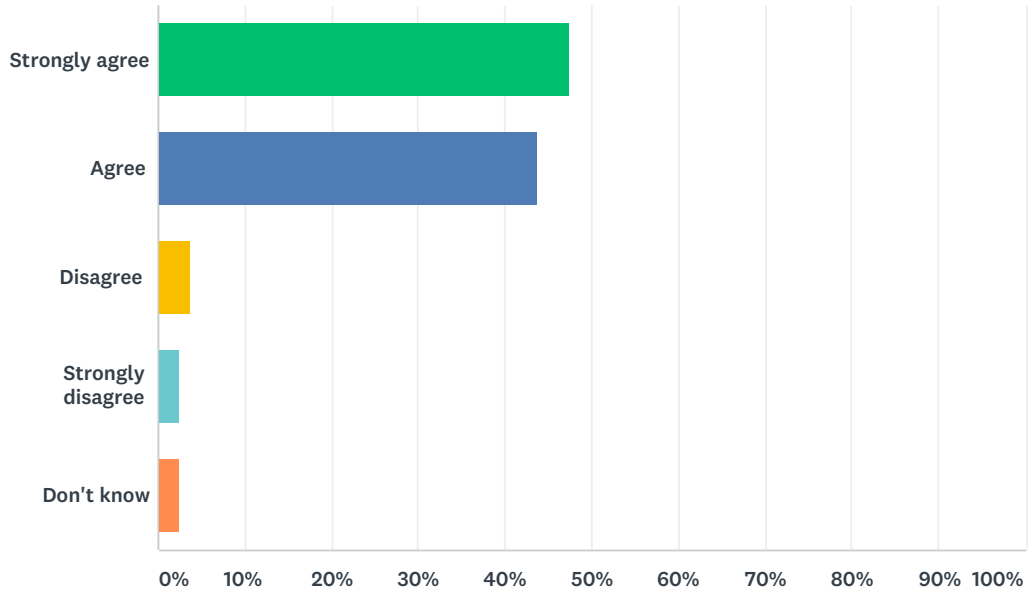
Answered: 80 Skipped: 1



ANSWER CHOICES	RESPONSES	
Strongly agree	46.25%	37
Agree	46.25%	37
Disagree	3.75%	3
Strongly disagree	3.75%	3
Don't know	0.00%	0
<b>TOTAL</b>		<b>80</b>

### Q5 My child is demonstrating growth in literacy.

Answered: 80 Skipped: 1

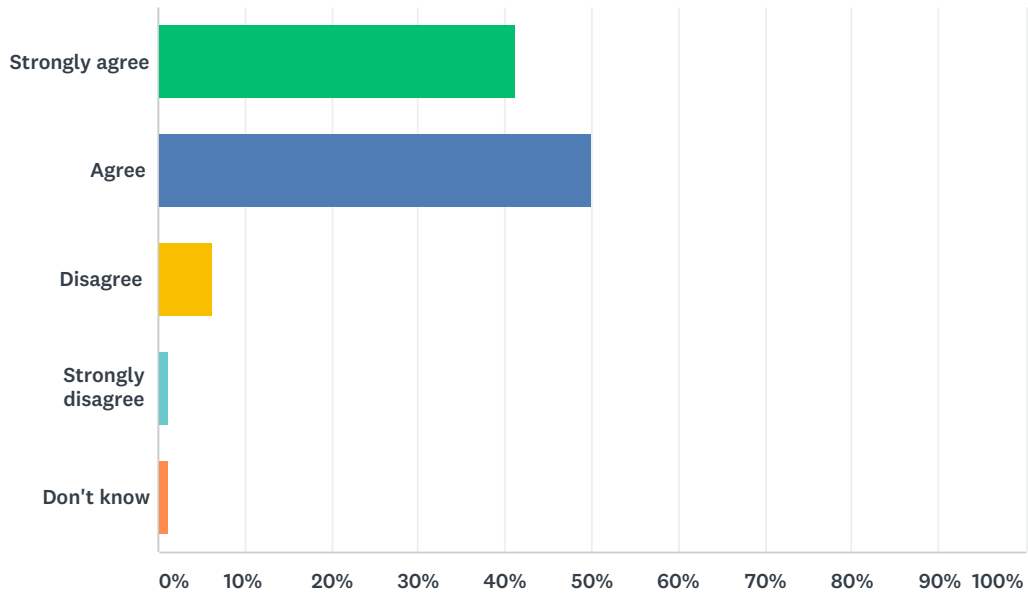


ANSWER CHOICES	RESPONSES	
Strongly agree	47.50%	38
Agree	43.75%	35
Disagree	3.75%	3
Strongly disagree	2.50%	2
Don't know	2.50%	2
<b>TOTAL</b>		<b>80</b>



## Q6 My child is demonstrating growth in numeracy.

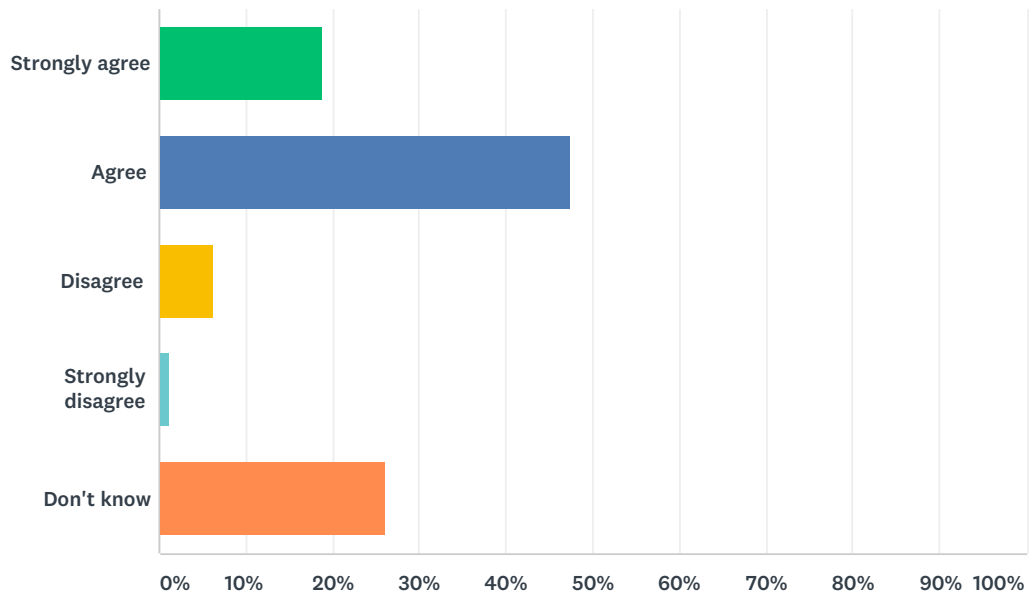
Answered: 80 Skipped: 1



ANSWER CHOICES	RESPONSES	
Strongly agree	41.25%	33
Agree	50.00%	40
Disagree	6.25%	5
Strongly disagree	1.25%	1
Don't know	1.25%	1
<b>TOTAL</b>		<b>80</b>

## Q7 My child has an understanding of First Nations, Métis and Inuit culture and history.

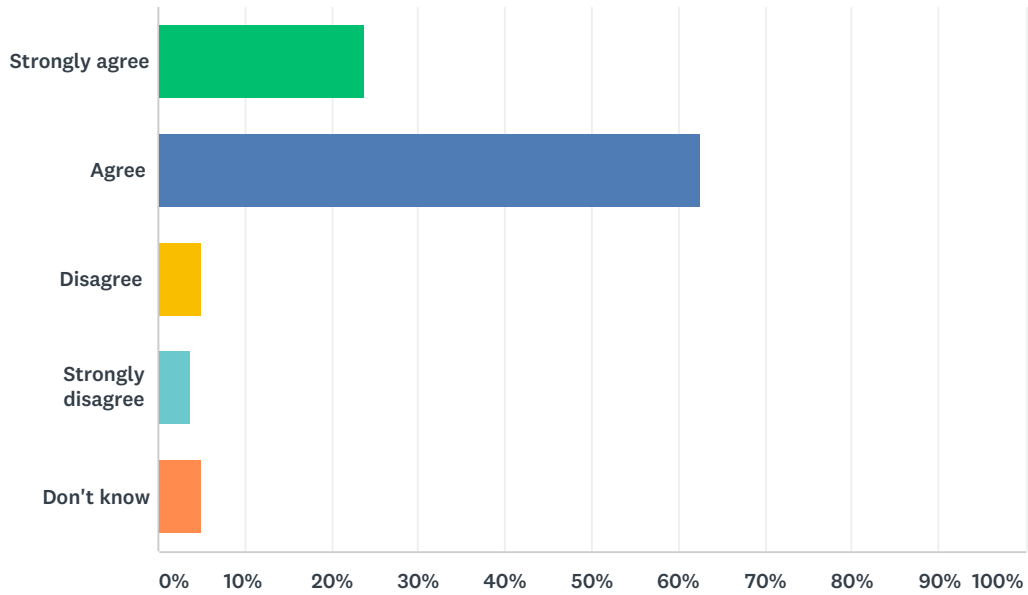
Answered: 80 Skipped: 1



ANSWER CHOICES	RESPONSES	
Strongly agree	18.75%	15
Agree	47.50%	38
Disagree	6.25%	5
Strongly disagree	1.25%	1
Don't know	26.25%	21
<b>TOTAL</b>		<b>80</b>

## Q8 My child is being taught knowledge, skills and attitudes necessary to be successful in life.

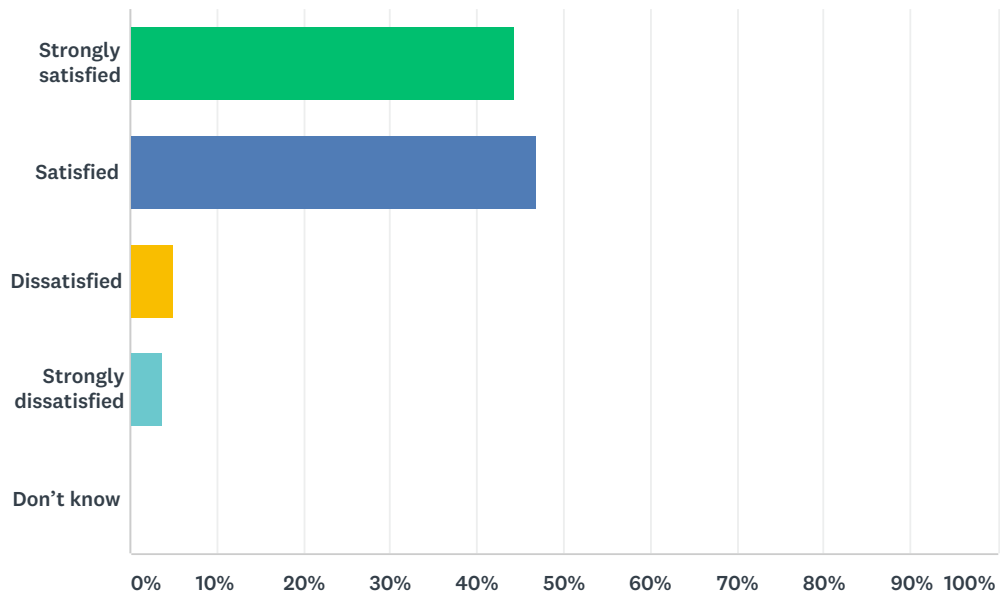
Answered: 80 Skipped: 1



ANSWER CHOICES	RESPONSES	
Strongly agree	23.75%	19
Agree	62.50%	50
Disagree	5.00%	4
Strongly disagree	3.75%	3
Don't know	5.00%	4
<b>TOTAL</b>		<b>80</b>

## Q9 How satisfied are you with the quality of education your child is receiving at his or her school?

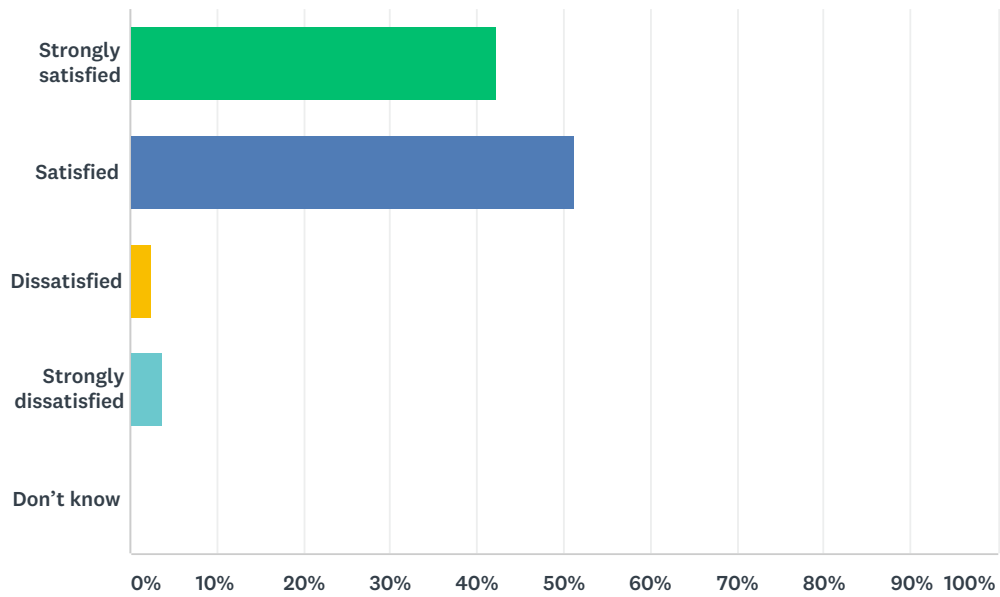
Answered: 79 Skipped: 2



ANSWER CHOICES	RESPONSES	
Strongly satisfied	44.30%	35
Satisfied	46.84%	37
Dissatisfied	5.06%	4
Strongly dissatisfied	3.80%	3
Don't know	0.00%	0
<b>TOTAL</b>		<b>79</b>

## Q10 How satisfied are you with the quality of teaching at your child's school?

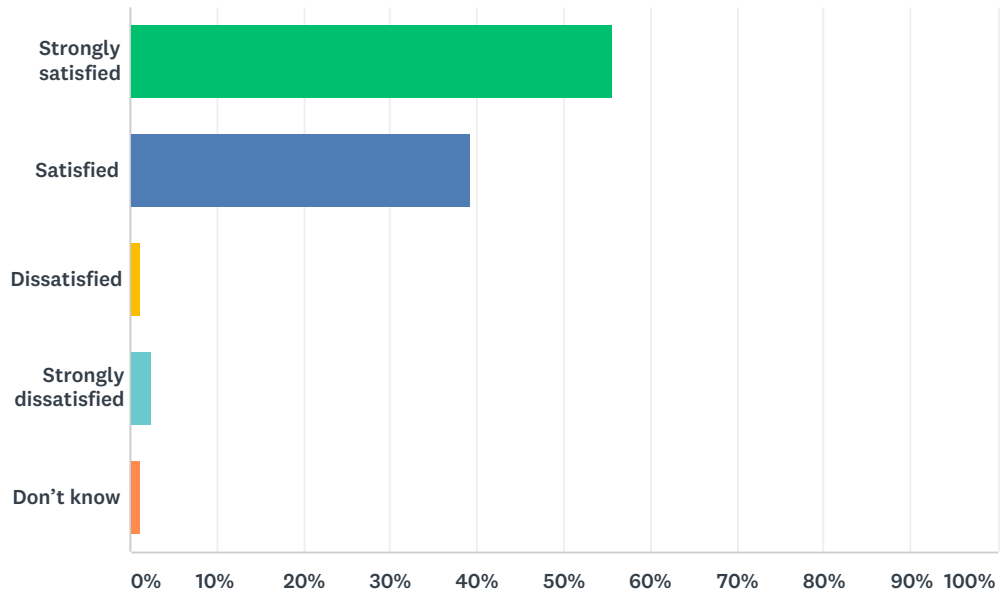
Answered: 78 Skipped: 3



ANSWER CHOICES	RESPONSES	
Strongly satisfied	42.31%	33
Satisfied	51.28%	40
Dissatisfied	2.56%	2
Strongly dissatisfied	3.85%	3
Don't know	0.00%	0
<b>TOTAL</b>		<b>78</b>

## Q11 How satisfied are you with the leadership in your child's school?

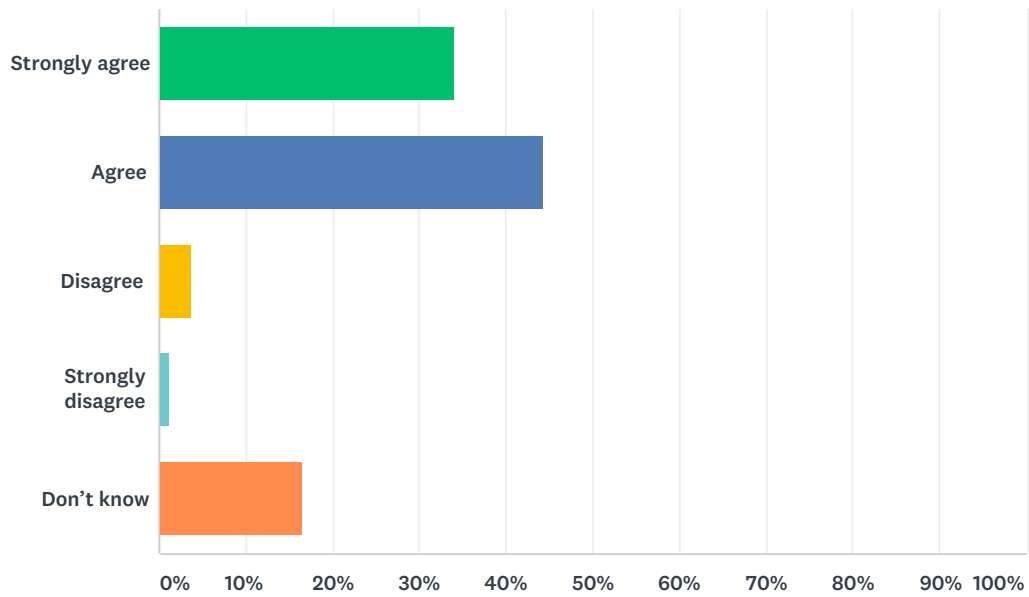
Answered: 79 Skipped: 2



ANSWER CHOICES	RESPONSES	
Strongly satisfied	55.70%	44
Satisfied	39.24%	31
Dissatisfied	1.27%	1
Strongly dissatisfied	2.53%	2
Don't know	1.27%	1
<b>TOTAL</b>		<b>79</b>

## Q12 The rights and responsibilities of citizenship are reinforced in my child's school.

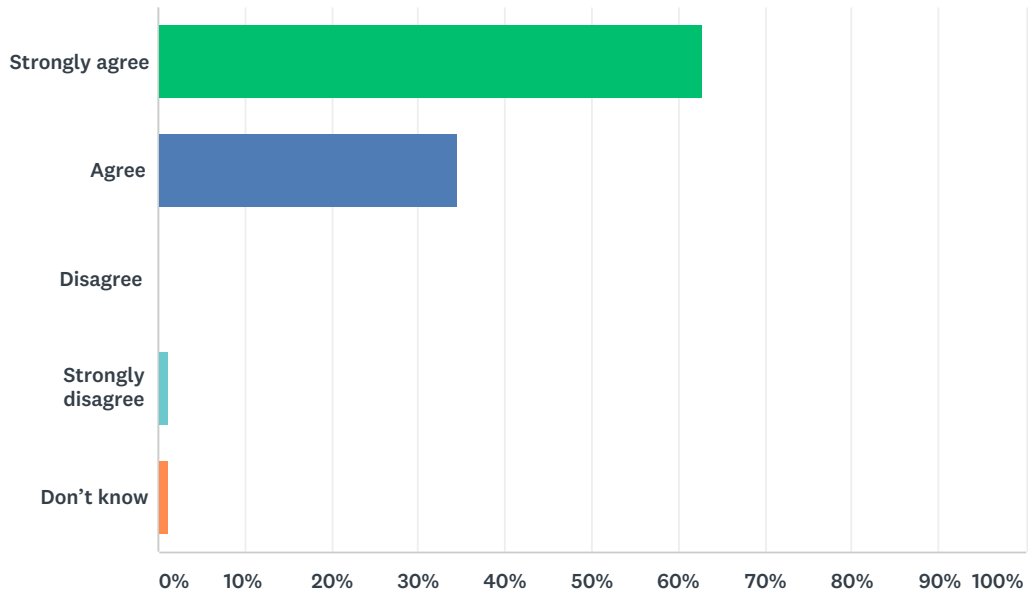
Answered: 79 Skipped: 2



ANSWER CHOICES	RESPONSES	
Strongly agree	34.18%	27
Agree	44.30%	35
Disagree	3.80%	3
Strongly disagree	1.27%	1
Don't know	16.46%	13
<b>TOTAL</b>		<b>79</b>

### Q13 The school staff care about my child.

Answered: 78 Skipped: 3

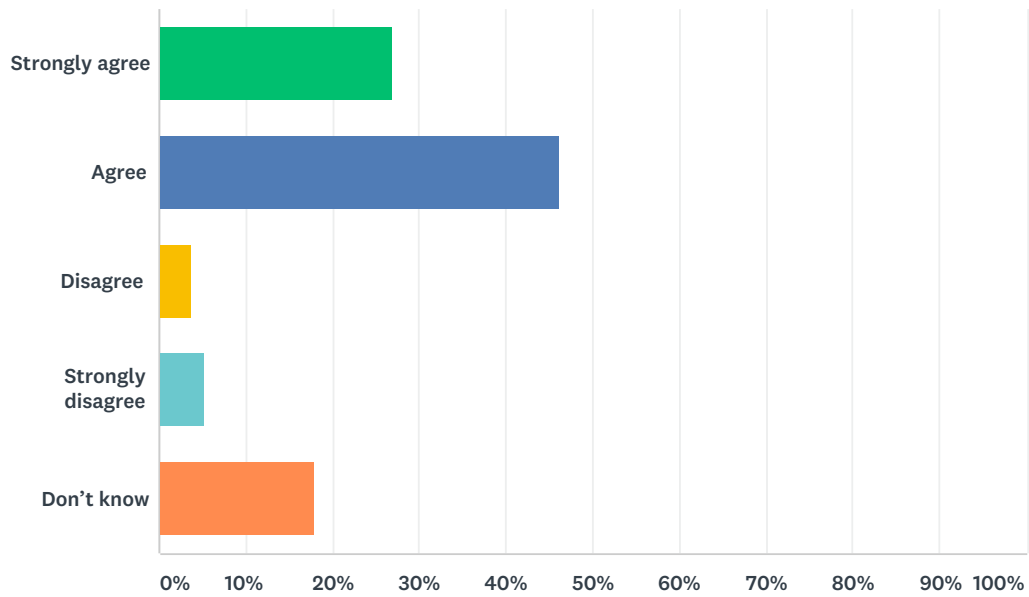


ANSWER CHOICES	RESPONSES	
Strongly agree	62.82%	49
Agree	34.62%	27
Disagree	0.00%	0
Strongly disagree	1.28%	1
Don't know	1.28%	1
<b>TOTAL</b>		<b>78</b>



## Q14 Discipline is handled in a fair and reasonable manner in my child's school.

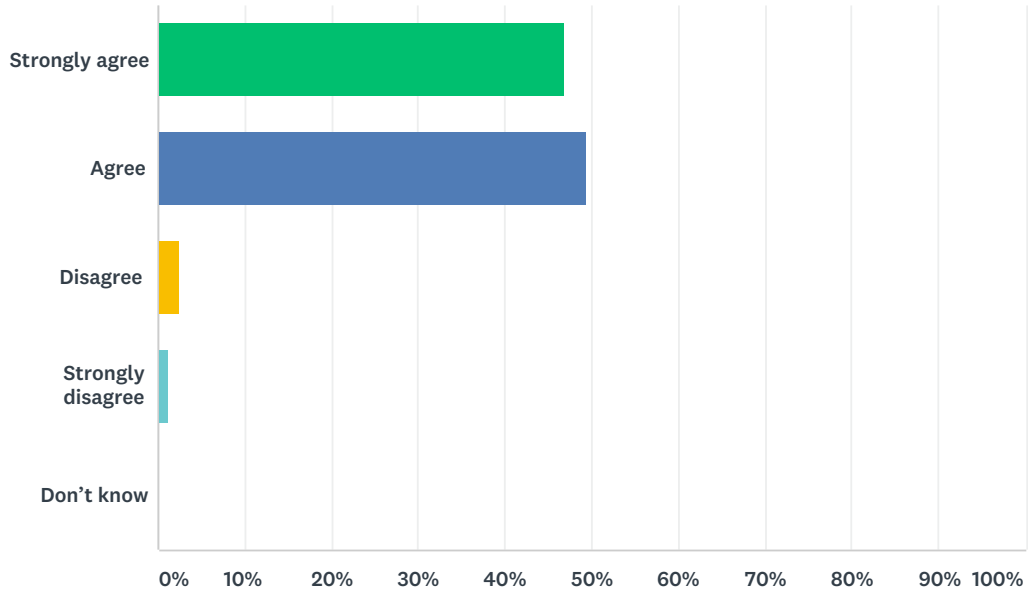
Answered: 78 Skipped: 3



ANSWER CHOICES	RESPONSES	
Strongly agree	26.92%	21
Agree	46.15%	36
Disagree	3.85%	3
Strongly disagree	5.13%	4
Don't know	17.95%	14
<b>TOTAL</b>		<b>78</b>

### Q15 My child's school is safe.

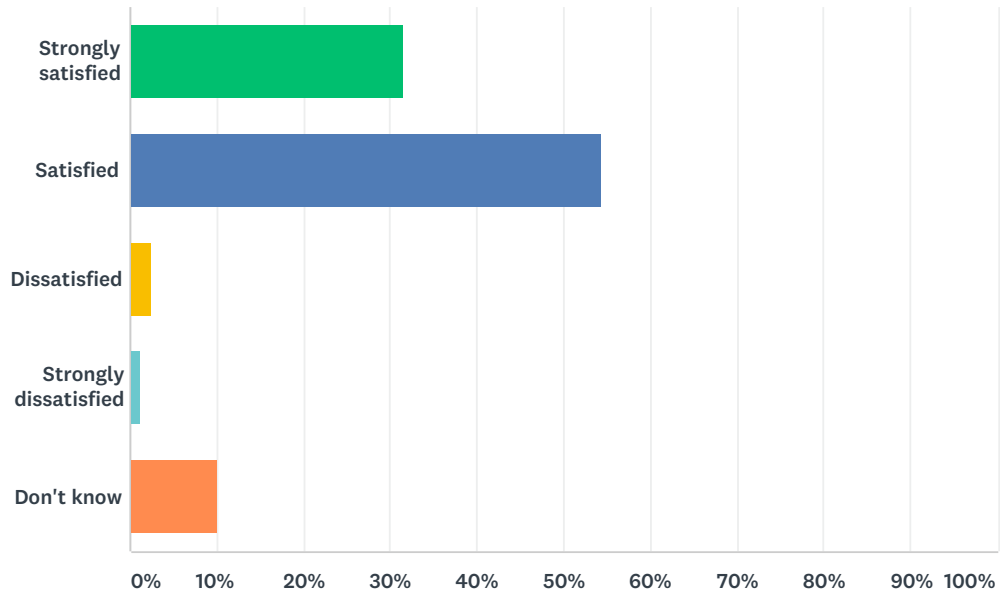
Answered: 79 Skipped: 2



ANSWER CHOICES	RESPONSES	
Strongly agree	46.84%	37
Agree	49.37%	39
Disagree	2.53%	2
Strongly disagree	1.27%	1
Don't know	0.00%	0
<b>TOTAL</b>		<b>79</b>

## Q16 How satisfied are you with the resources available to support your child's learning?

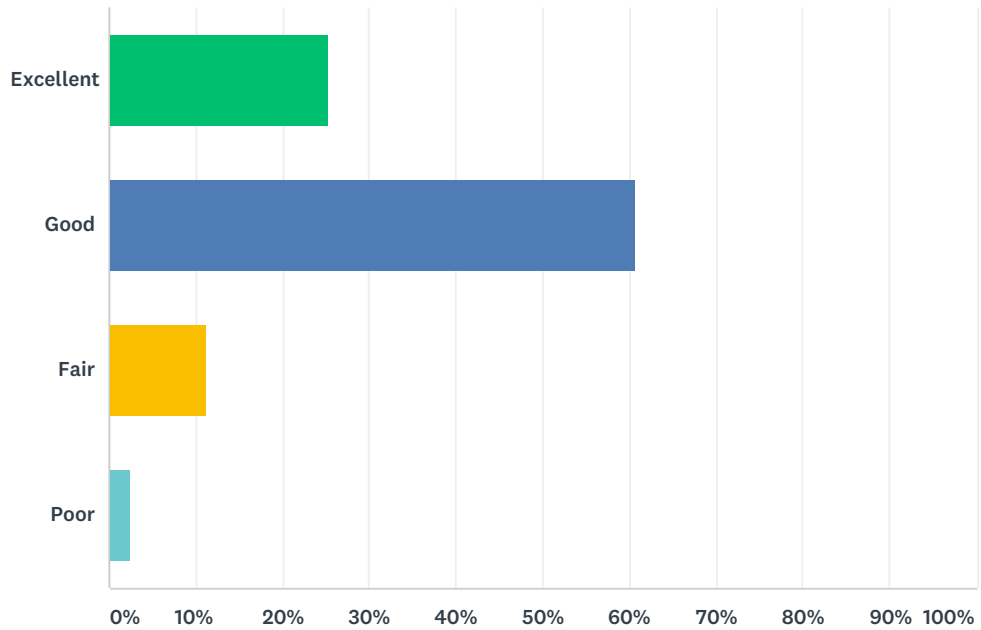
Answered: 79 Skipped: 2



ANSWER CHOICES	RESPONSES	
Strongly satisfied	31.65%	25
Satisfied	54.43%	43
Dissatisfied	2.53%	2
Strongly dissatisfied	1.27%	1
Don't know	10.13%	8
<b>TOTAL</b>		<b>79</b>

### Q17 How would you rate the physical condition of your child's school?

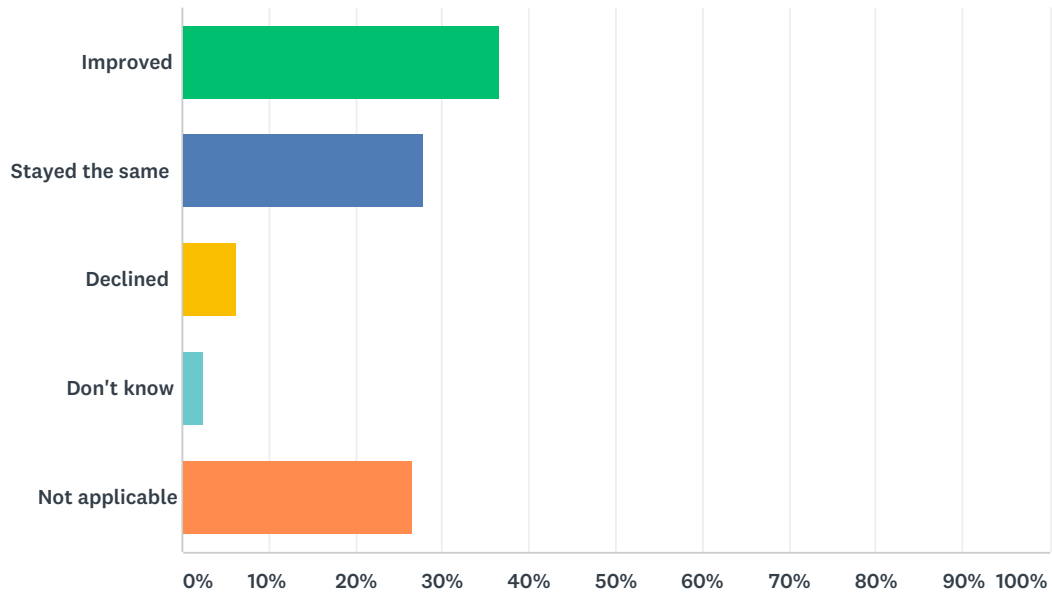
Answered: 79 Skipped: 2



ANSWER CHOICES	RESPONSES	
Excellent	25.32%	20
Good	60.76%	48
Fair	11.39%	9
Poor	2.53%	2
TOTAL		79

### Q18 In your opinion, has the quality of education your child has experienced at school improved, stayed the same or declined in the past three years?

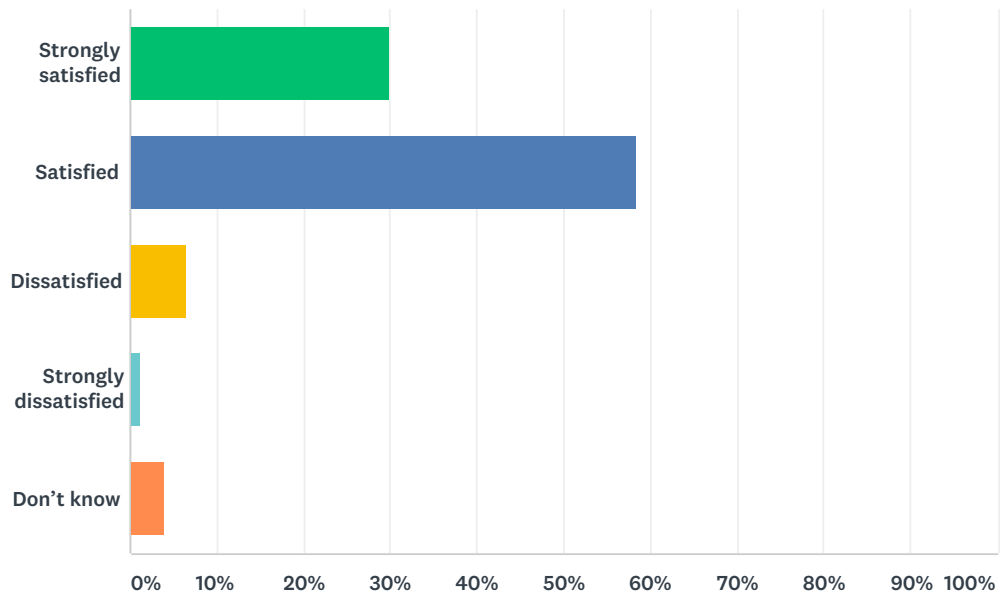
Answered: 79 Skipped: 2



ANSWER CHOICES	RESPONSES
Improved	36.71% 29
Stayed the same	27.85% 22
Declined	6.33% 5
Don't know	2.53% 2
Not applicable	26.58% 21
<b>TOTAL</b>	<b>79</b>

## Q19 How satisfied are you with the opportunity to be involved in decisions at your child's school?

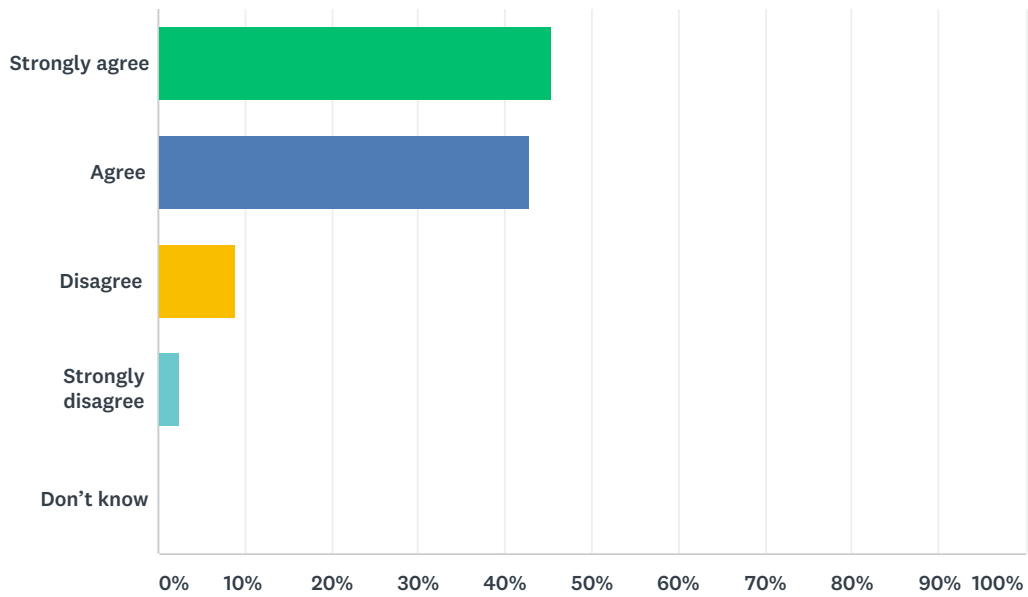
Answered: 77 Skipped: 4



ANSWER CHOICES	RESPONSES	
Strongly satisfied	29.87%	23
Satisfied	58.44%	45
Dissatisfied	6.49%	5
Strongly dissatisfied	1.30%	1
Don't know	3.90%	3
<b>TOTAL</b>		<b>77</b>

## Q20 The school keeps me informed about my child's progress and achievement.

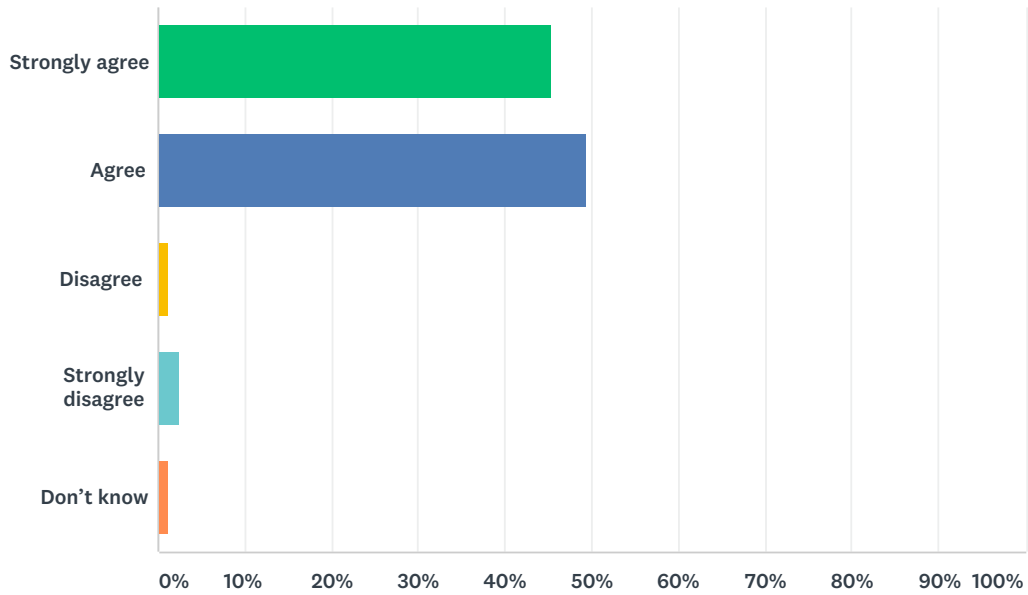
Answered: 77 Skipped: 4



ANSWER CHOICES	RESPONSES	
Strongly agree	45.45%	35
Agree	42.86%	33
Disagree	9.09%	7
Strongly disagree	2.60%	2
Don't know	0.00%	0
<b>TOTAL</b>		<b>77</b>

## Q21 There is open and honest communication within my child's school.

Answered: 77 Skipped: 4

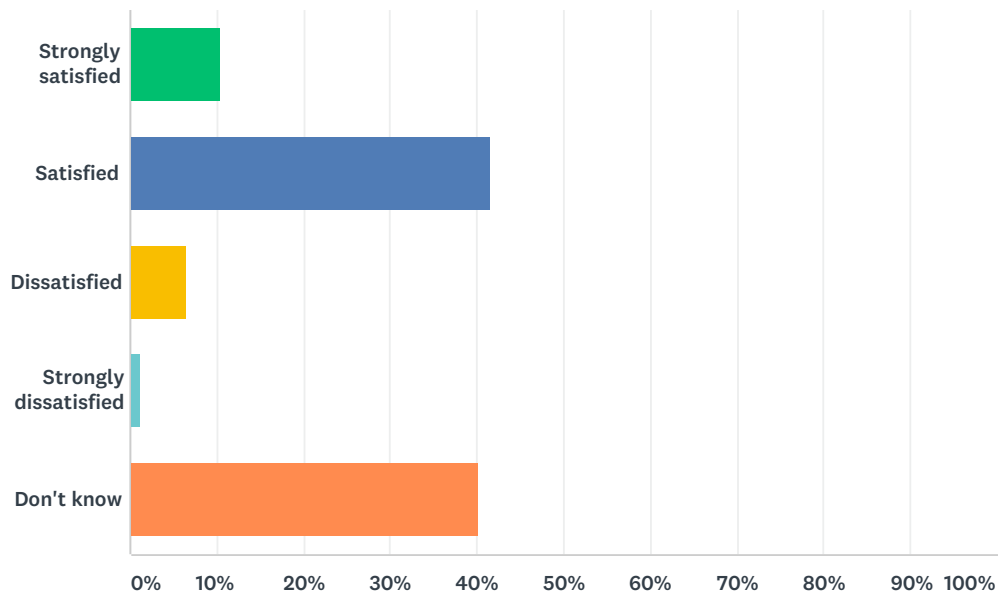


ANSWER CHOICES	RESPONSES	
Strongly agree	45.45%	35
Agree	49.35%	38
Disagree	1.30%	1
Strongly disagree	2.60%	2
Don't know	1.30%	1
<b>TOTAL</b>		<b>77</b>



Q22 How satisfied are you with the community partnerships that may be established at your school? For example: Saffron, KEYS program, Green Certificate, lunch programs, after-school programs, RAP, Tools for School, Scratch Day, Entrepreneurial Adventure, scholarships/grants, etc.

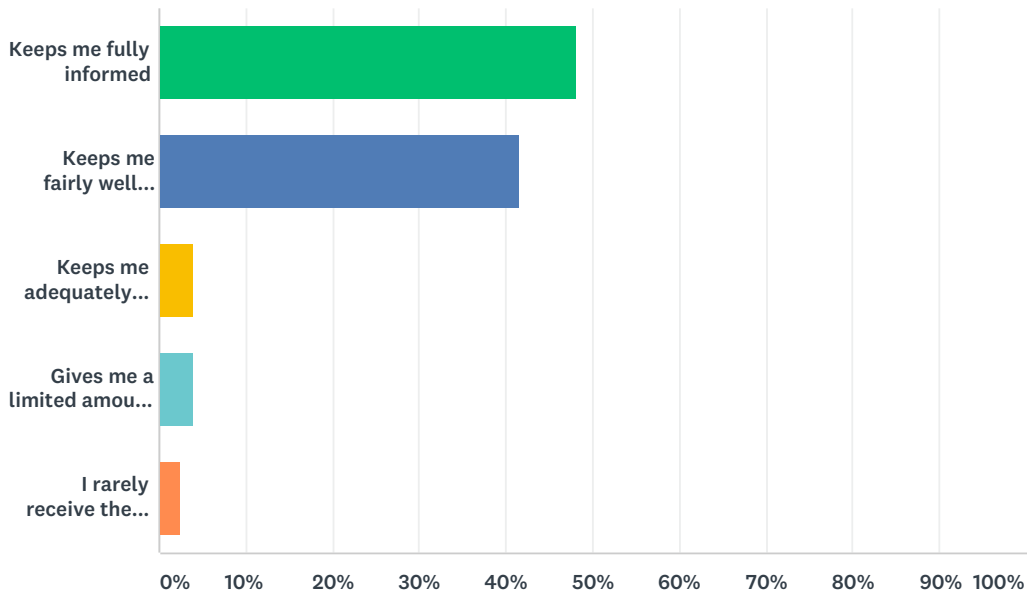
Answered: 77 Skipped: 4



ANSWER CHOICES	RESPONSES
Strongly satisfied	10.39% 8
Satisfied	41.56% 32
Dissatisfied	6.49% 5
Strongly dissatisfied	1.30% 1
Don't know	40.26% 31
<b>TOTAL</b>	<b>77</b>

Q23 Elk Island Public Schools appreciates the opportunity to stay connected with parents about news, activities, programs and other matters of importance. What is your impression of the communication you receive from your child's school?

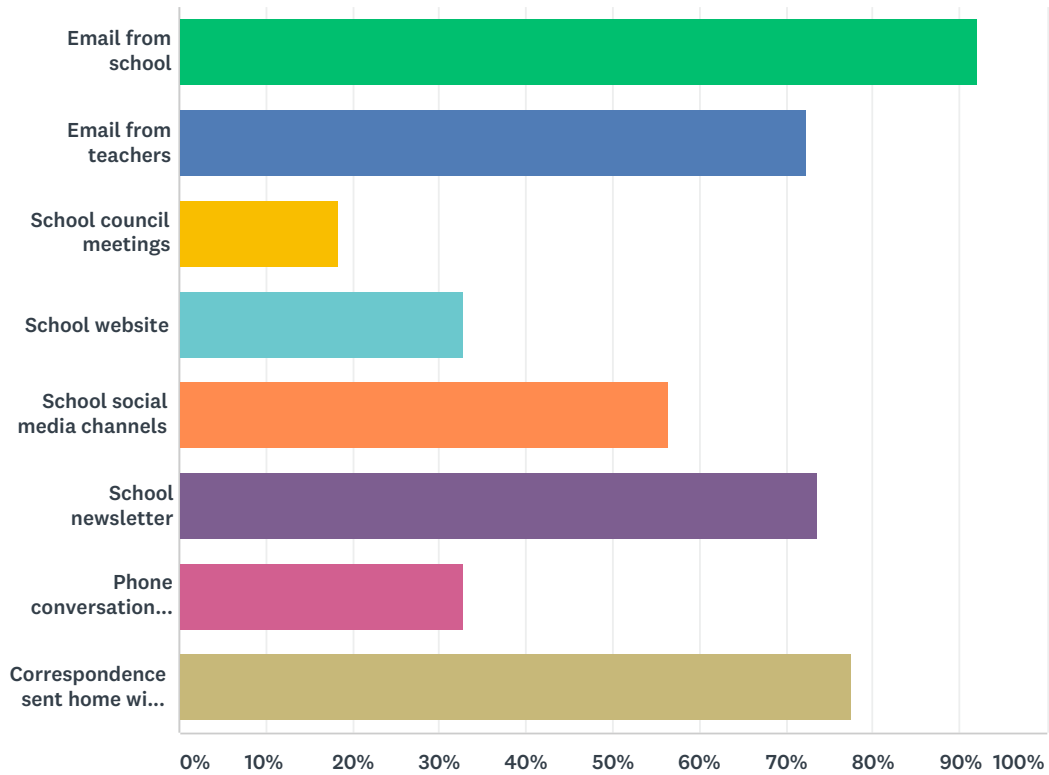
Answered: 77 Skipped: 4



ANSWER CHOICES	RESPONSES	
Keeps me fully informed	48.05%	37
Keeps me fairly well informed	41.56%	32
Keeps me adequately informed	3.90%	3
Gives me a limited amount of information	3.90%	3
I rarely receive the information I need	2.60%	2
<b>TOTAL</b>		<b>77</b>

## Q24 Do you regularly make use of the following to keep up to date on school activities, programs, etc.? Check all that apply.

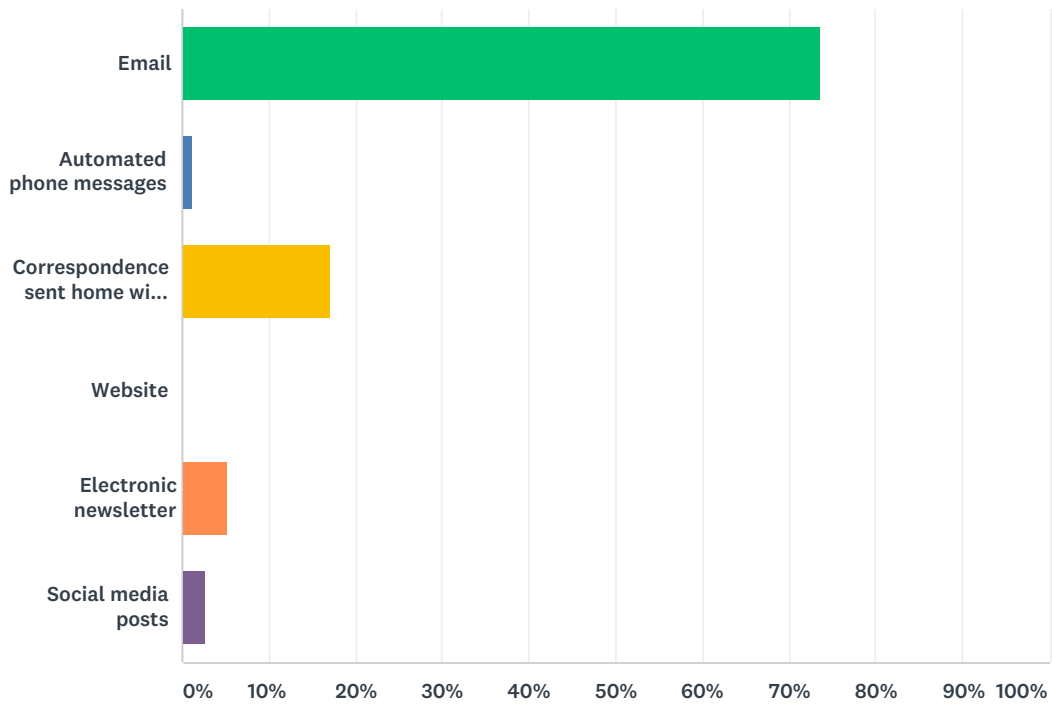
Answered: 76 Skipped: 5



ANSWER CHOICES	RESPONSES	
Email from school	92.11%	70
Email from teachers	72.37%	55
School council meetings	18.42%	14
School website	32.89%	25
School social media channels	56.58%	43
School newsletter	73.68%	56
Phone conversations with the school or teachers	32.89%	25
Correspondence sent home with your child	77.63%	59
Total Respondents: 76		

## Q25 What is your most preferred method of communication from the school and Division?

Answered: 76 Skipped: 5

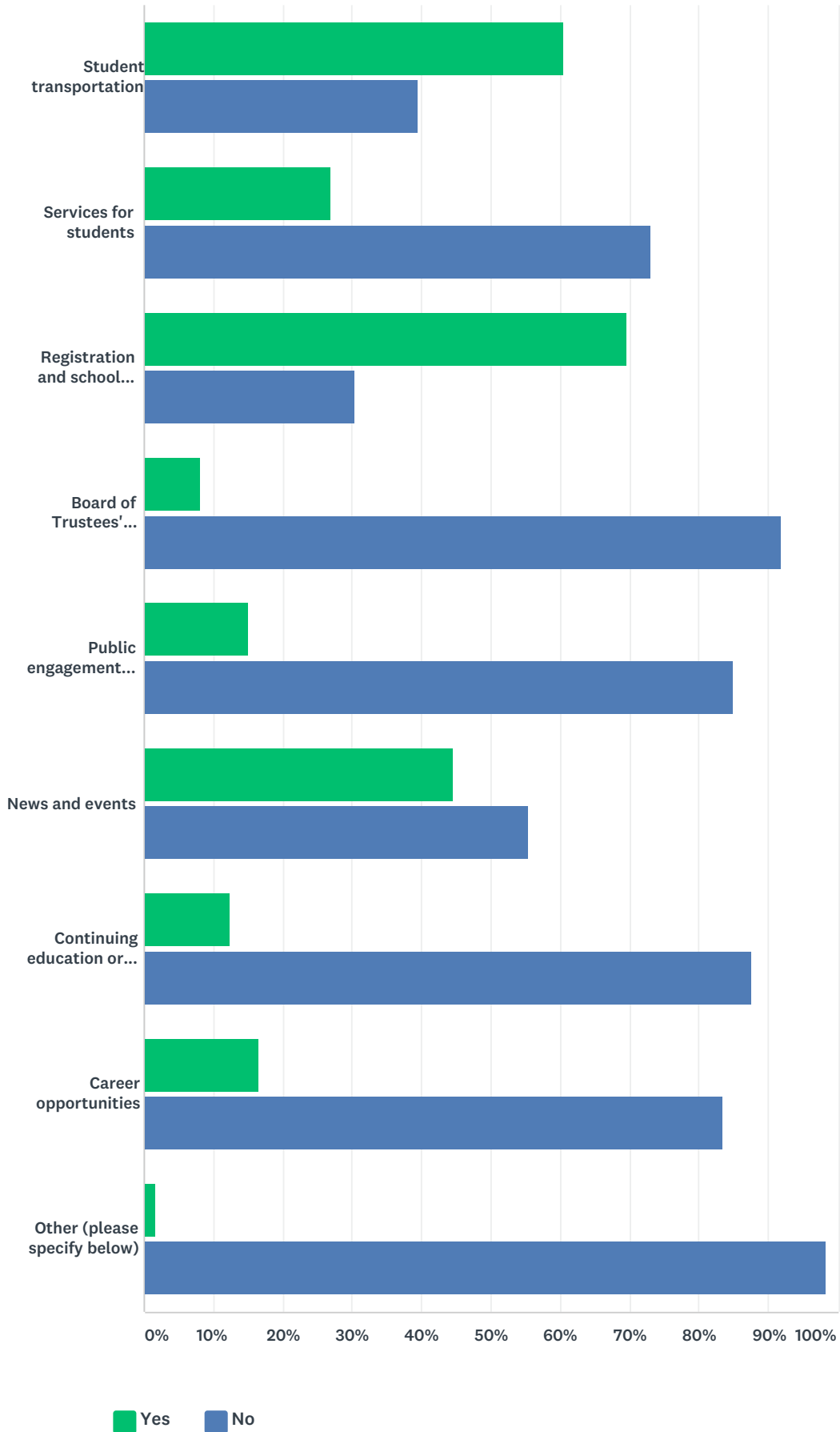


ANSWER CHOICES	RESPONSES	
Email	73.68%	56
Automated phone messages	1.32%	1
Correspondence sent home with your child	17.11%	13
Website	0.00%	0
Electronic newsletter	5.26%	4
Social media posts	2.63%	2
<b>TOTAL</b>		<b>76</b>

Q26 Do you visit the Division website ([www.eips.ca](http://www.eips.ca)) for information on:

Answered: 76 Skipped: 5

### EIPS Parent Survey 2018-19



Yes No

YES	NO	TOTAL	WEIGHTED AVERAGE
-----	----	-------	------------------

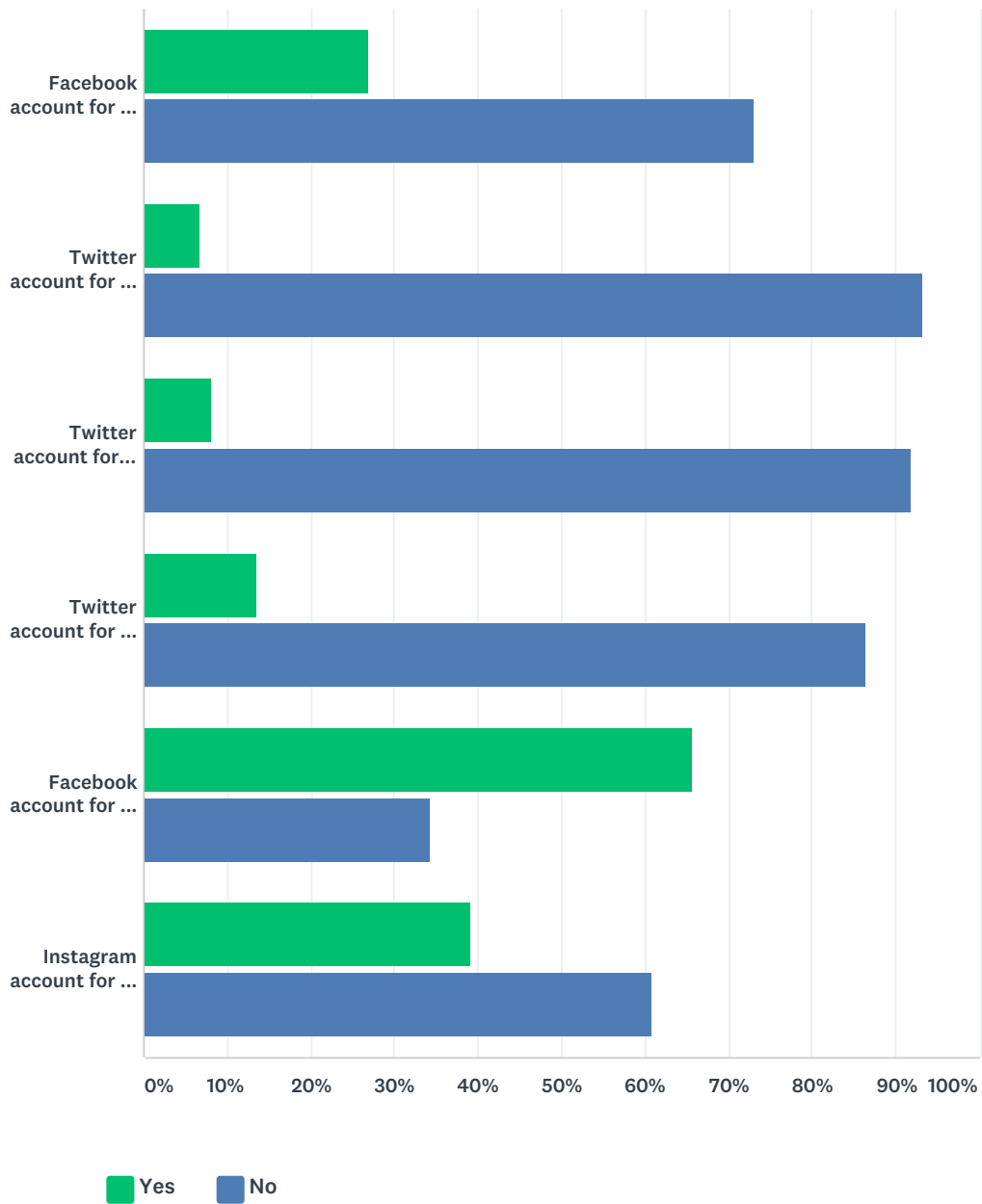
### EIPS Parent Survey 2018-19

Student transportation	60.53% 46	39.47% 30	76	1.61
Services for students	27.03% 20	72.97% 54	74	1.27
Registration and school boundaries	69.74% 53	30.26% 23	76	1.70
Board of Trustees' meetings	8.22% 6	91.78% 67	73	1.08
Public engagement initiatives	15.07% 11	84.93% 62	73	1.15
News and events	44.59% 33	55.41% 41	74	1.45
Continuing education or summer courses	12.33% 9	87.67% 64	73	1.12
Career opportunities	16.44% 12	83.56% 61	73	1.16
Other (please specify below)	1.72% 1	98.28% 57	58	1.02

#	OTHER:	DATE
1	[REDACTED]	3/28/2019 9:16 AM
2	My wife does	3/22/2019 10:48 AM
3	Calendar	3/15/2019 7:06 AM
4	[REDACTED]	3/13/2019 8:15 AM
5	[REDACTED]	3/11/2019 2:07 PM

## Q27 The Division and schools often share news and information on social media. Do you follow:

Answered: 76 Skipped: 5



	YES	NO	TOTAL	WEIGHTED AVERAGE
Facebook account for the Division (Facebook.com/ElkIslandPublicSchools)	27.03% 20	72.97% 54	74	1.27
Twitter account for the Division (@eips)	6.76% 5	93.24% 69	74	1.07
Twitter account for EIPS Student Transportation (@eipsST)	8.11% 6	91.89% 68	74	1.08
Twitter account for my child's school	13.51% 10	86.49% 64	74	1.14



## EIPS Parent Survey 2018-19

---

Facebook account for my child's school, if applicable	65.79%	34.21%		
	50	26	76	1.66
<hr/>				
Instagram account for my child's school, if applicable	39.19%	60.81%		
	29	45	74	1.39