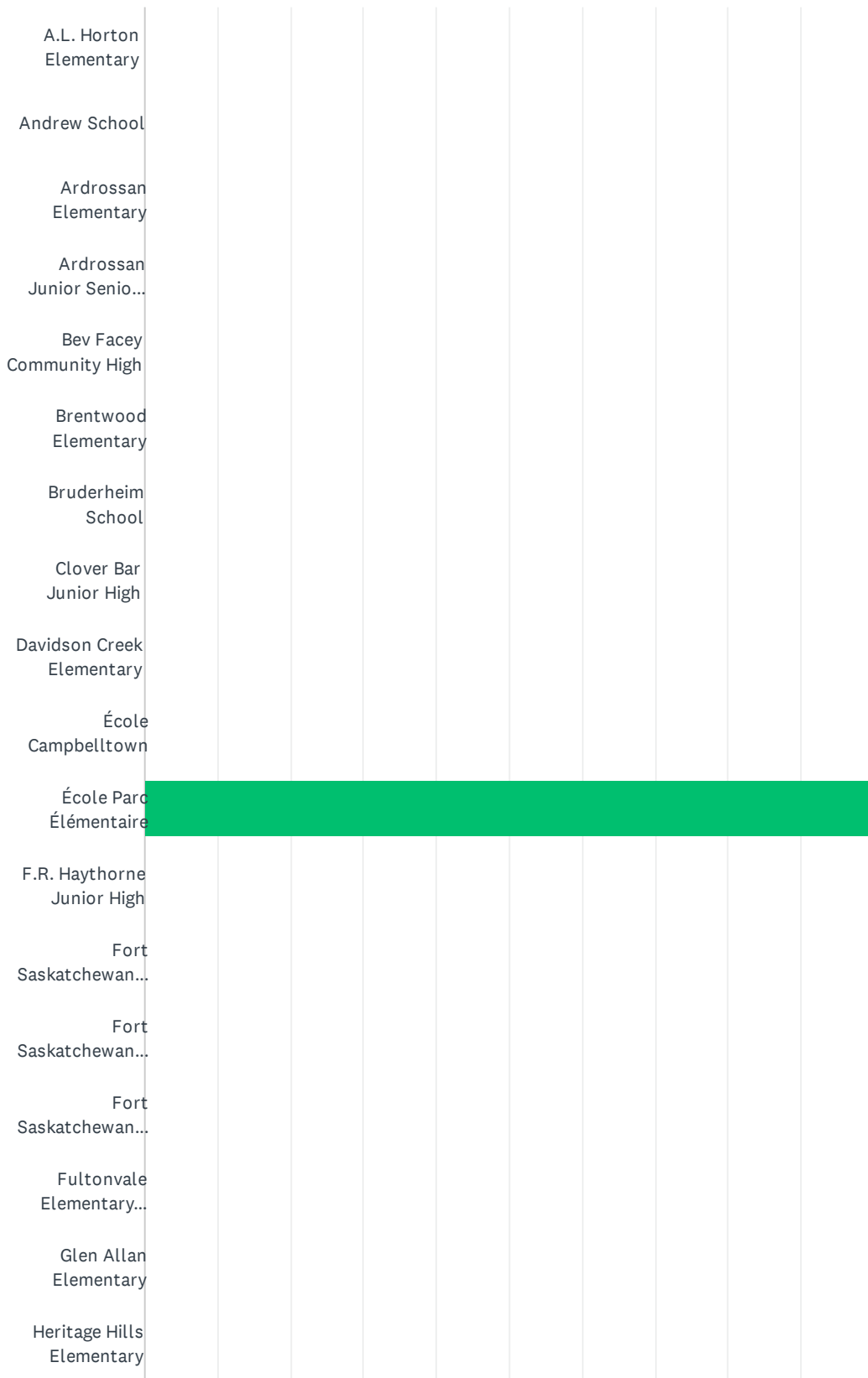



Q1 What school does your child currently attend? For out-of-school learners, what is your child's home school?

Answered: 68 Skipped: 0



EIPS Parent Survey 2020-21



EIPS Parent Survey 2020-21

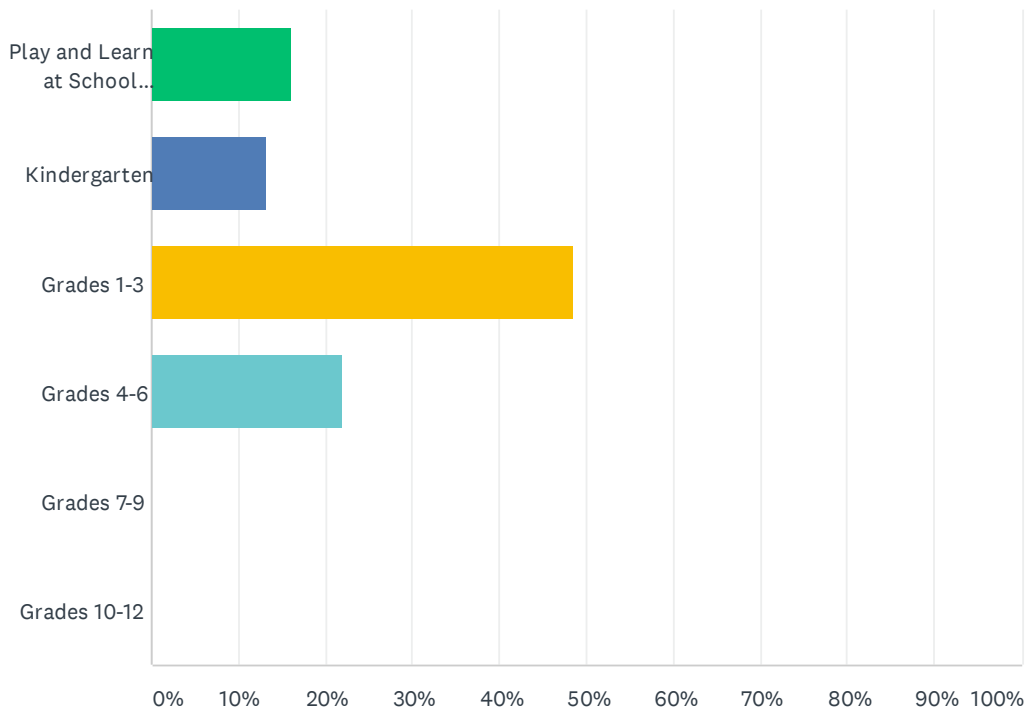
ANSWER CHOICES	RESPONSES	
A.L. Horton Elementary	0.00%	0
Andrew School	0.00%	0
Ardrossan Elementary	0.00%	0
Ardrossan Junior Senior High	0.00%	0
Bev Facey Community High	0.00%	0
Brentwood Elementary	0.00%	0
Bruderheim School	0.00%	0
Clover Bar Junior High	0.00%	0
Davidson Creek Elementary	0.00%	0
École Campbelltown	0.00%	0
École Parc Élémentaire	100.00%	68
F.R. Haythorne Junior High	0.00%	0
Fort Saskatchewan Christian	0.00%	0
Fort Saskatchewan Elementary	0.00%	0
Fort Saskatchewan High	0.00%	0
Fultonvale Elementary Junior High	0.00%	0
Glen Allan Elementary	0.00%	0
Heritage Hills Elementary	0.00%	0
James Mowat Elementary	0.00%	0
Lakeland Ridge	0.00%	0
Lamont Elementary	0.00%	0
Lamont High	0.00%	0
Mills Haven Elementary	0.00%	0
Mundare School	0.00%	0
Next Step/Outreach	0.00%	0
Pine Street Elementary	0.00%	0
Rudolph Hennig Junior High	0.00%	0
Salisbury Composite High	0.00%	0
Sherwood Heights Junior High	0.00%	0
SouthPointe School	0.00%	0
Strathcona Christian Academy Elementary	0.00%	0
Strathcona Christian Academy Secondary	0.00%	0
Uncas Elementary	0.00%	0

EIPS Parent Survey 2020-21

Vegreville Composite High	0.00%	0
Wes Hosford Elementary	0.00%	0
Westboro Elementary	0.00%	0
Win Ferguson Elementary	0.00%	0
Woodbridge Farms Elementary	0.00%	0
TOTAL		68

Q2 What grade is your child currently in?

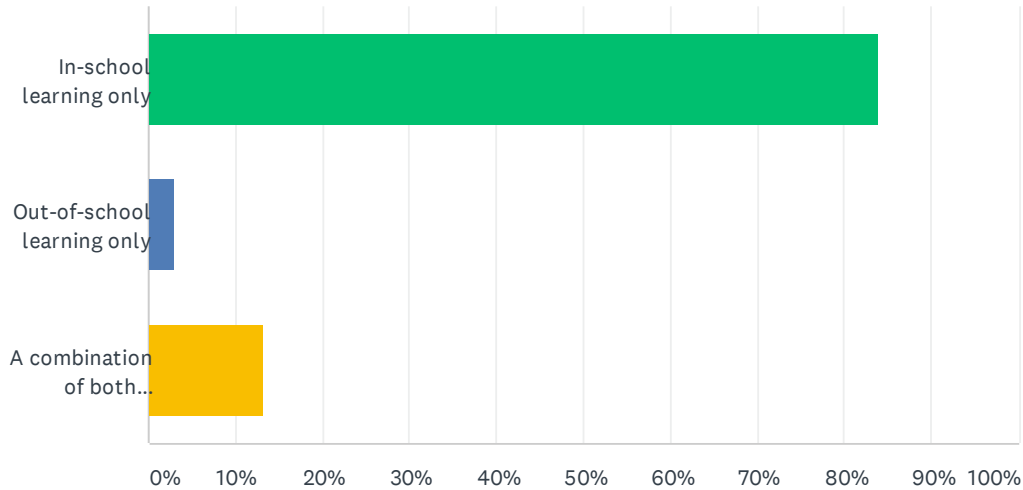
Answered: 68 Skipped: 0



ANSWER CHOICES	RESPONSES	
Play and Learn at School (PALS)	16.18%	11
Kindergarten	13.24%	9
Grades 1-3	48.53%	33
Grades 4-6	22.06%	15
Grades 7-9	0.00%	0
Grades 10-12	0.00%	0
TOTAL		68

Q3 A number of times this year, you could choose in-school or out-of-school learning for your child. What type of learning did you choose for you child this year? When answering this question, disregard the requirement to move to out-of-school learning when mandated by the Government of Alberta or if your child was required to temporarily self-isolate after being identified as a close contact of a confirmed case of COVID-19.

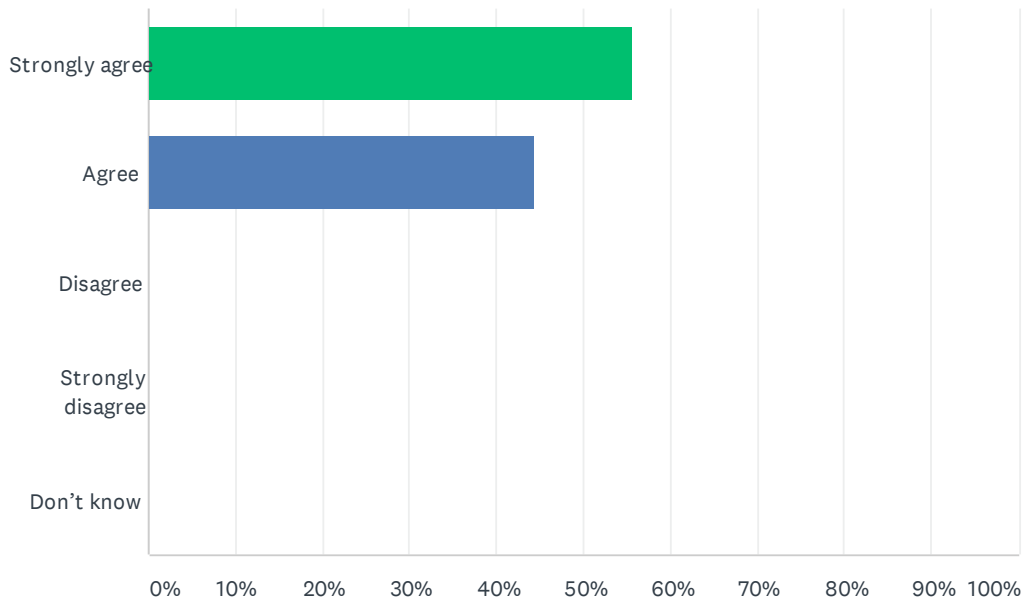
Answered: 68 Skipped: 0



ANSWER CHOICES	RESPONSES	
In-school learning only	83.82%	57
Out-of-school learning only	2.94%	2
A combination of both in-school and out-of-school learning	13.24%	9
TOTAL		68

Q4 As a result of being in the Play and Learn at School (PALS) program, my child's demonstrating growth in their development.

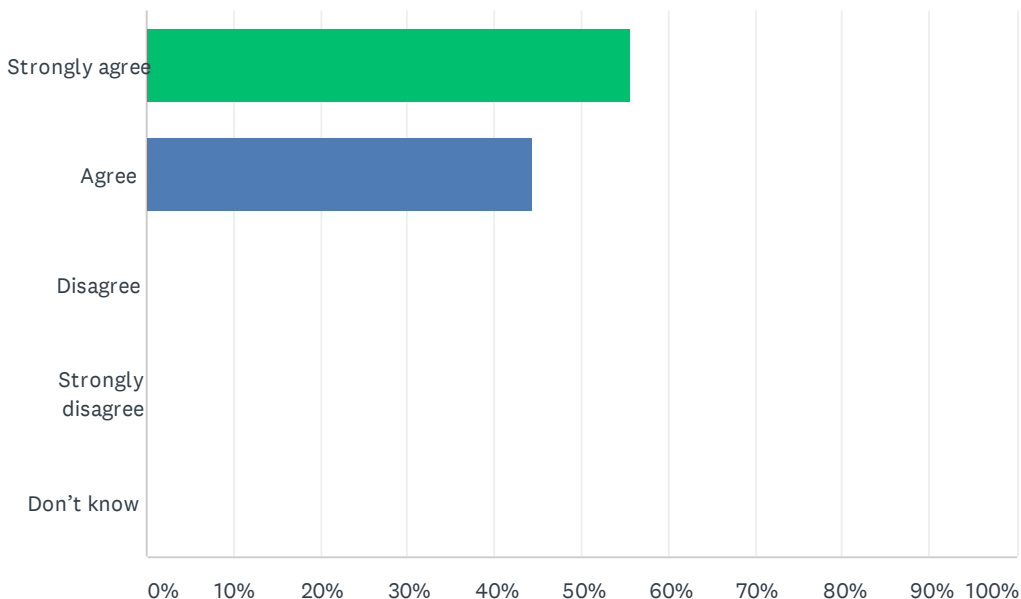
Answered: 9 Skipped: 59



ANSWER CHOICES	RESPONSES	
Strongly agree	55.56%	5
Agree	44.44%	4
Disagree	0.00%	0
Strongly disagree	0.00%	0
Don't know	0.00%	0
TOTAL		9

Q5 As a result of being in the Kindergarten program, my child's becoming ready to enter Grade 1.

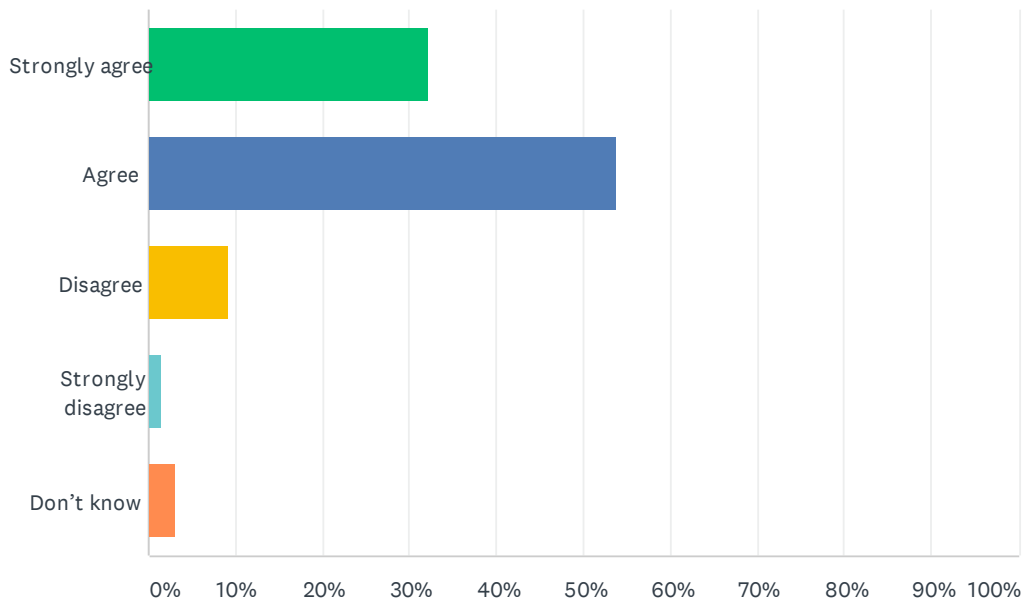
Answered: 9 Skipped: 59



ANSWER CHOICES	RESPONSES	
Strongly agree	55.56%	5
Agree	44.44%	4
Disagree	0.00%	0
Strongly disagree	0.00%	0
Don't know	0.00%	0
TOTAL		9

Q6 My child's individual needs are met.

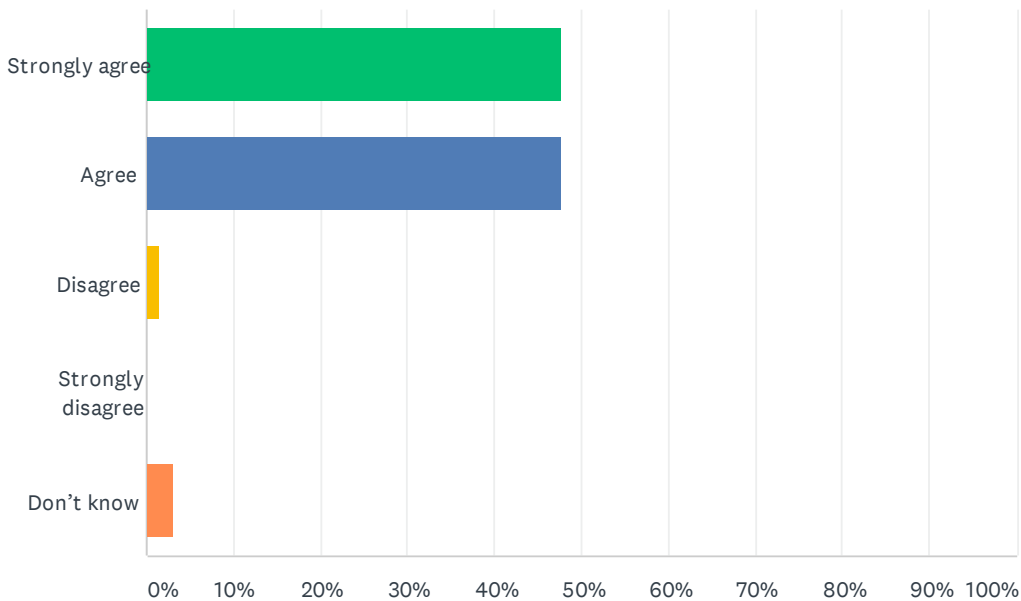
Answered: 65 Skipped: 3



ANSWER CHOICES	RESPONSES	
Strongly agree	32.31%	21
Agree	53.85%	35
Disagree	9.23%	6
Strongly disagree	1.54%	1
Don't know	3.08%	2
TOTAL		65

Q7 My child's encouraged to do their best.

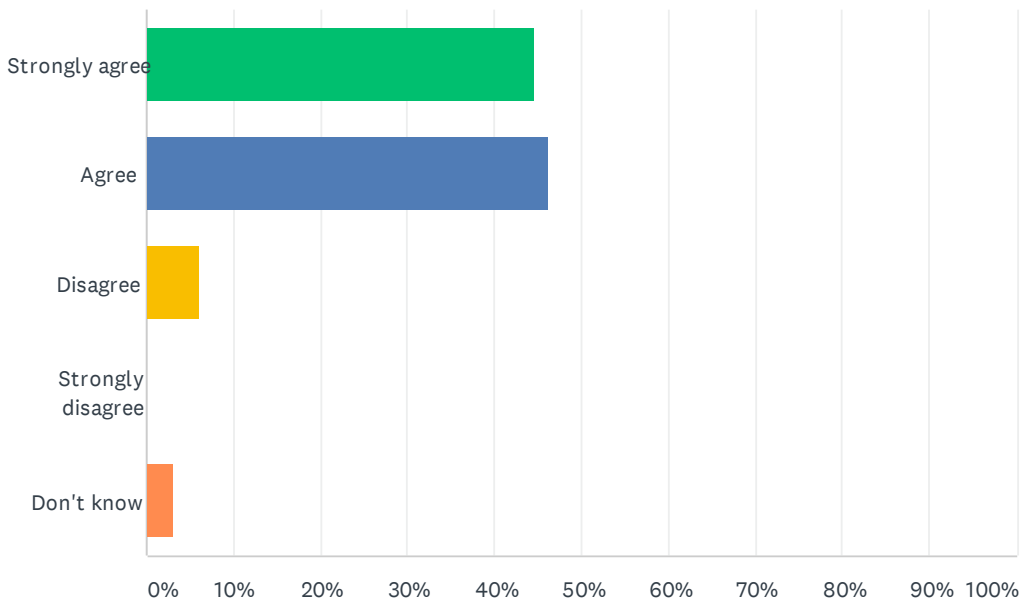
Answered: 65 Skipped: 3



ANSWER CHOICES	RESPONSES	
Strongly agree	47.69%	31
Agree	47.69%	31
Disagree	1.54%	1
Strongly disagree	0.00%	0
Don't know	3.08%	2
TOTAL		65

Q8 My child's demonstrating growth in literacy.

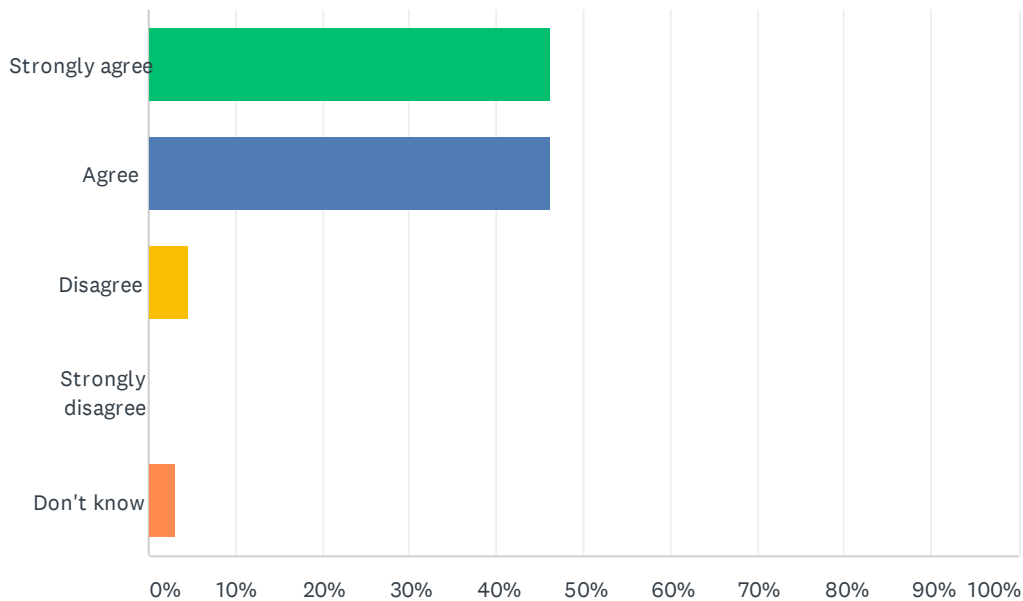
Answered: 65 Skipped: 3



ANSWER CHOICES	RESPONSES	
Strongly agree	44.62%	29
Agree	46.15%	30
Disagree	6.15%	4
Strongly disagree	0.00%	0
Don't know	3.08%	2
TOTAL		65

Q9 My child's demonstrating growth in numeracy.

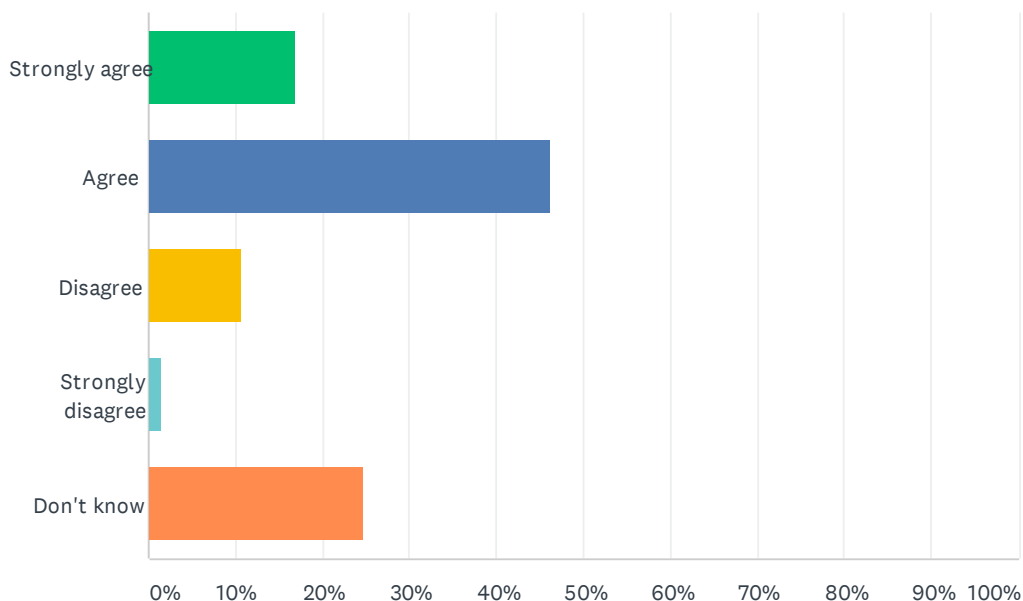
Answered: 65 Skipped: 3



ANSWER CHOICES	RESPONSES	
Strongly agree	46.15%	30
Agree	46.15%	30
Disagree	4.62%	3
Strongly disagree	0.00%	0
Don't know	3.08%	2
TOTAL		65

Q10 My child has an understanding of First Nations, Métis and Inuit culture and history.

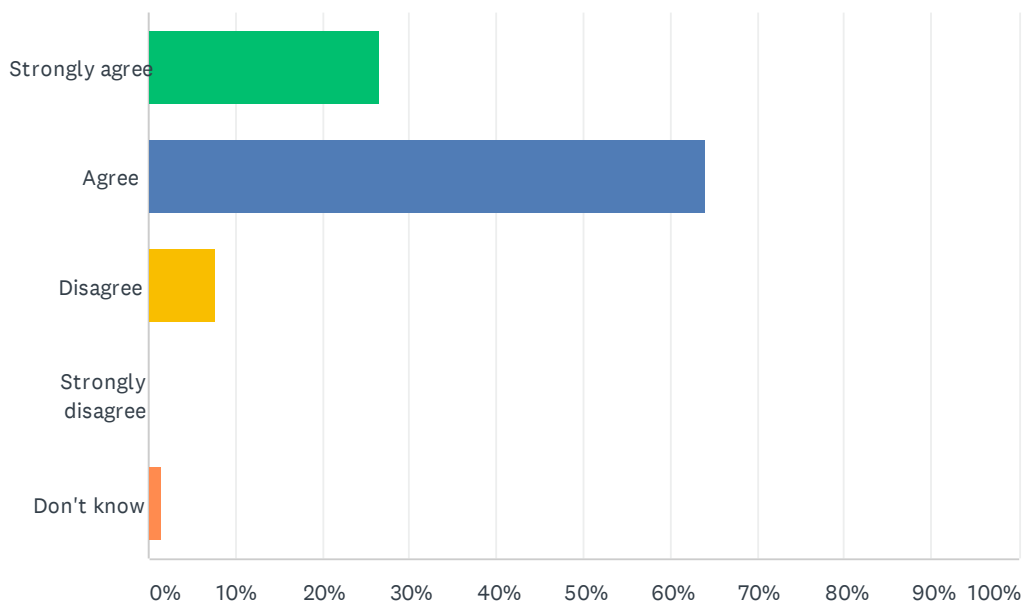
Answered: 65 Skipped: 3



ANSWER CHOICES	RESPONSES	
Strongly agree	16.92%	11
Agree	46.15%	30
Disagree	10.77%	7
Strongly disagree	1.54%	1
Don't know	24.62%	16
TOTAL		65

Q11 My child's learning the knowledge, skills and attitudes necessary to be successful in life.

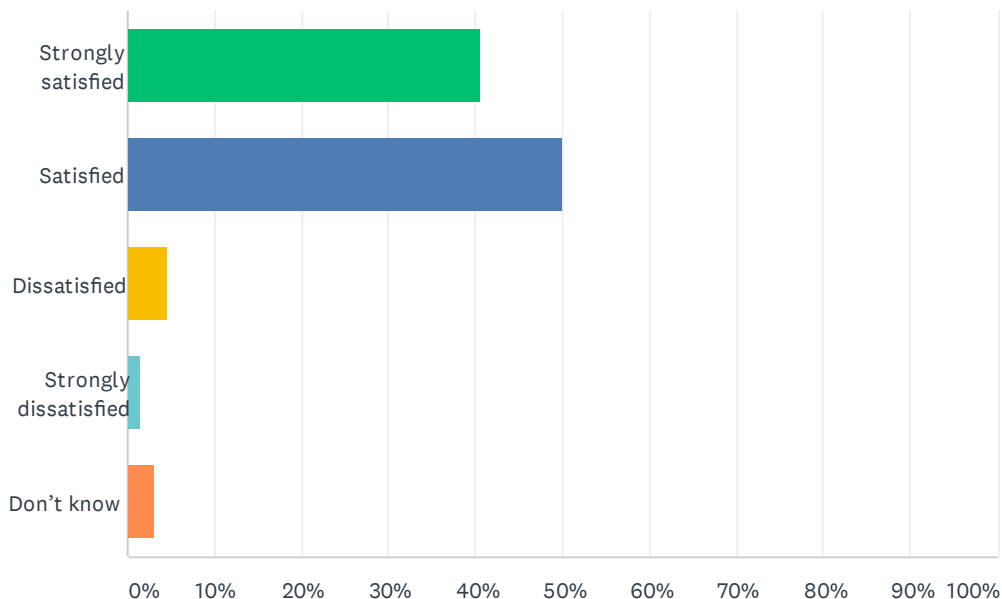
Answered: 64 Skipped: 4



ANSWER CHOICES	RESPONSES	
Strongly agree	26.56%	17
Agree	64.06%	41
Disagree	7.81%	5
Strongly disagree	0.00%	0
Don't know	1.56%	1
TOTAL		64

Q12 How satisfied are you with the quality of education your child's receiving at school?

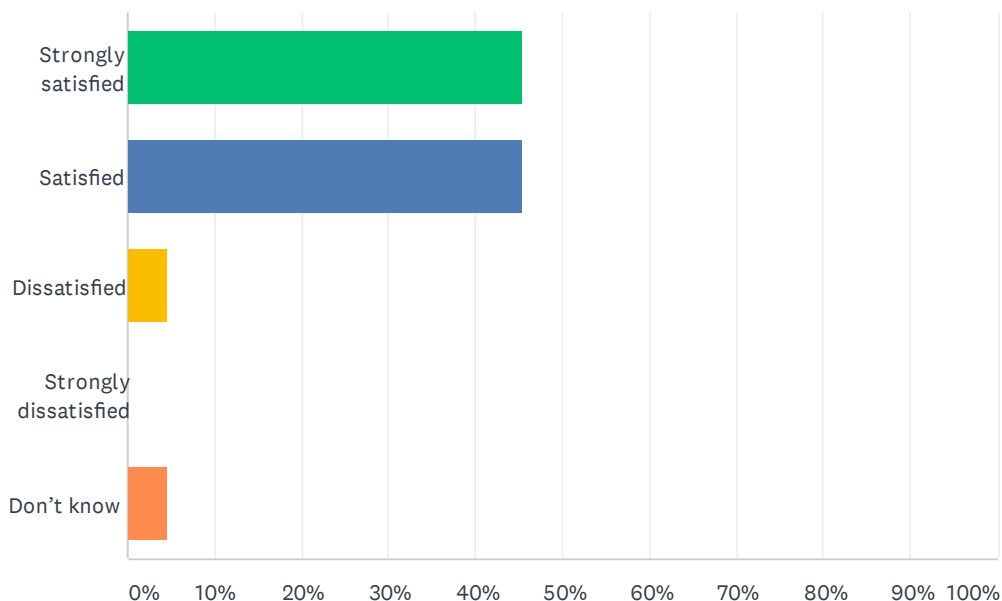
Answered: 64 Skipped: 4



ANSWER CHOICES	RESPONSES	
Strongly satisfied	40.63%	26
Satisfied	50.00%	32
Dissatisfied	4.69%	3
Strongly dissatisfied	1.56%	1
Don't know	3.13%	2
TOTAL		64

Q13 How satisfied are you with the quality of teaching at your child's school?

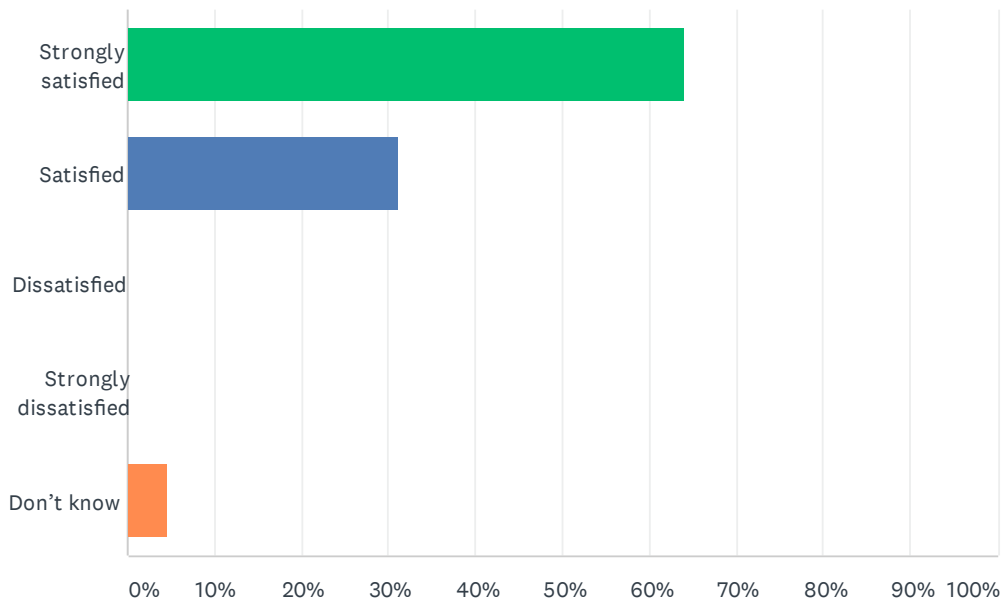
Answered: 64 Skipped: 4



ANSWER CHOICES	RESPONSES	
Strongly satisfied	45.31%	29
Satisfied	45.31%	29
Dissatisfied	4.69%	3
Strongly dissatisfied	0.00%	0
Don't know	4.69%	3
TOTAL		64

Q14 How satisfied are you with the leadership at your child's school?

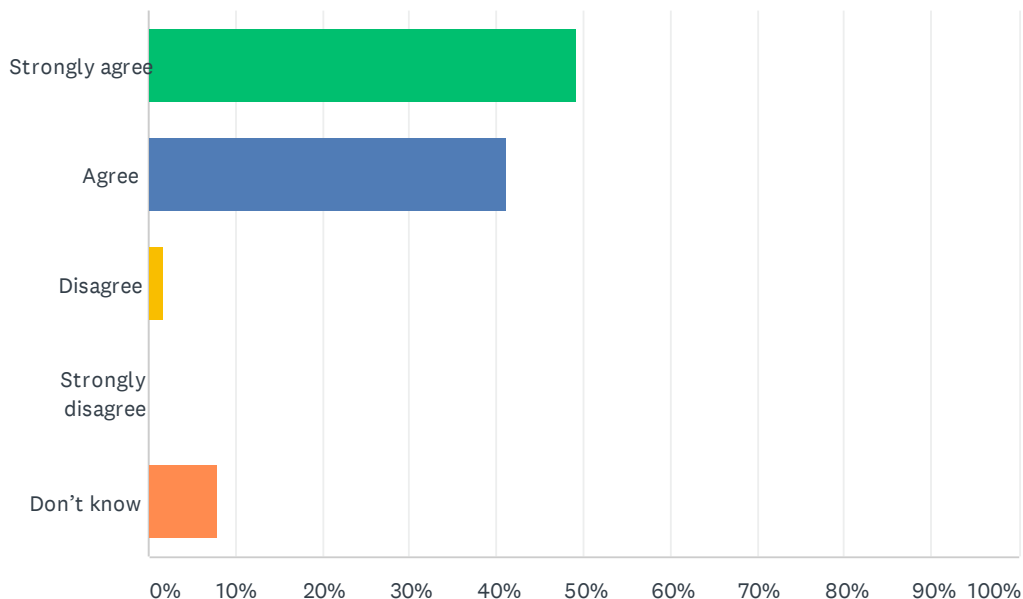
Answered: 64 Skipped: 4



ANSWER CHOICES	RESPONSES	
Strongly satisfied	64.06%	41
Satisfied	31.25%	20
Dissatisfied	0.00%	0
Strongly dissatisfied	0.00%	0
Don't know	4.69%	3
TOTAL		64

Q15 My child’s school encourages my child to be a responsible, respectful and engaged citizen.

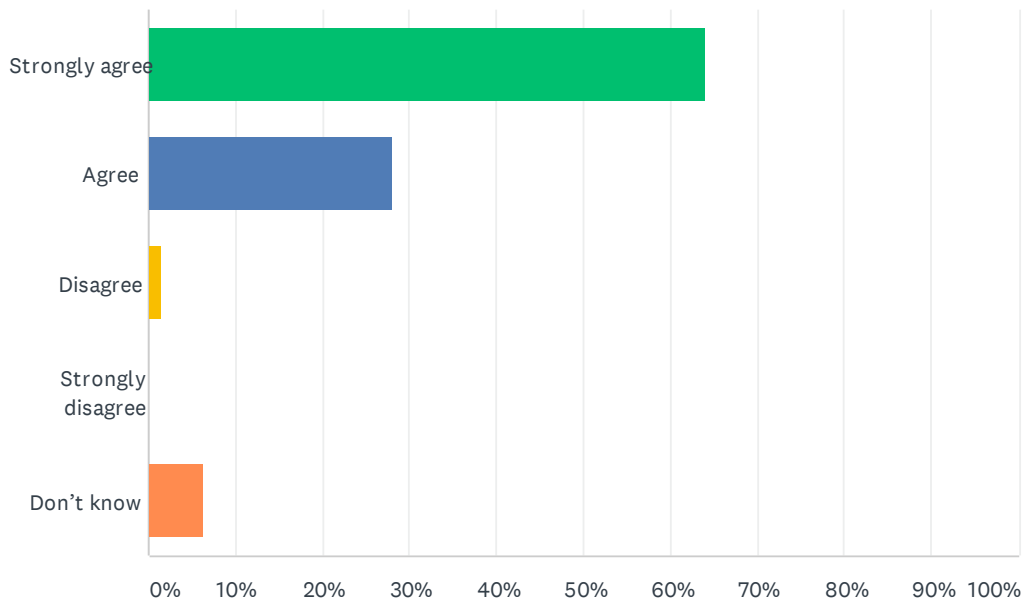
Answered: 63 Skipped: 5



ANSWER CHOICES	RESPONSES	
Strongly agree	49.21%	31
Agree	41.27%	26
Disagree	1.59%	1
Strongly disagree	0.00%	0
Don't know	7.94%	5
TOTAL		63

Q16 School staff care about my child.

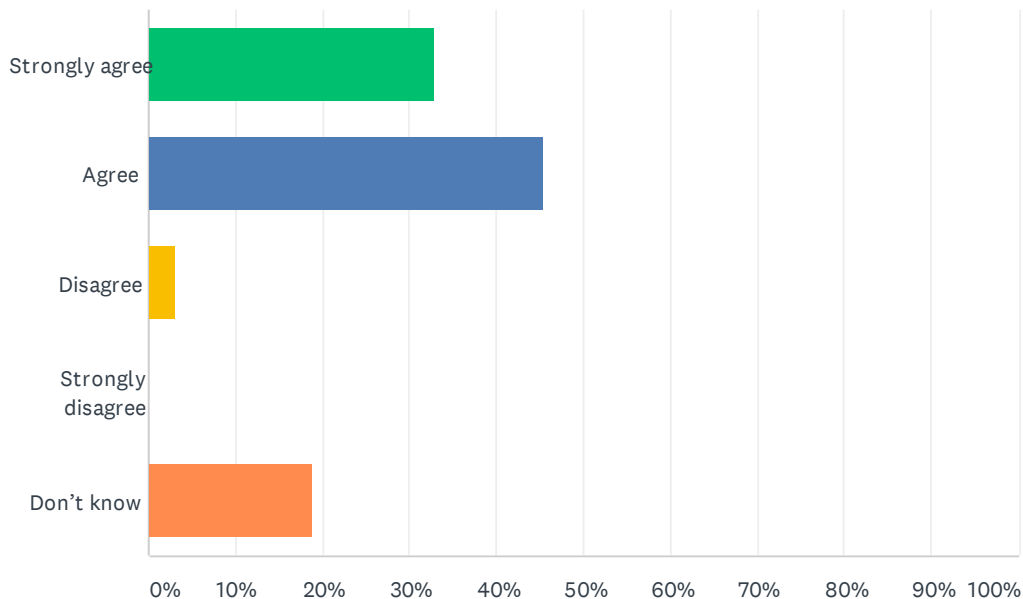
Answered: 64 Skipped: 4



ANSWER CHOICES	RESPONSES	
Strongly agree	64.06%	41
Agree	28.13%	18
Disagree	1.56%	1
Strongly disagree	0.00%	0
Don't know	6.25%	4
TOTAL		64

Q17 My child's school handles discipline fairly and reasonably.

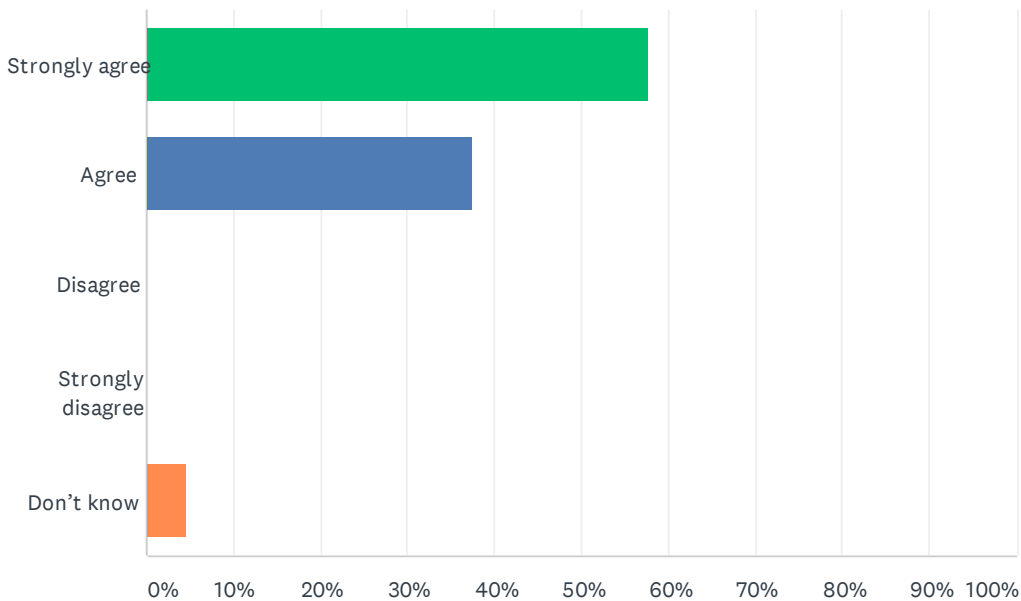
Answered: 64 Skipped: 4



ANSWER CHOICES	RESPONSES	
Strongly agree	32.81%	21
Agree	45.31%	29
Disagree	3.13%	2
Strongly disagree	0.00%	0
Don't know	18.75%	12
TOTAL		64

Q18 My child's school is safe.

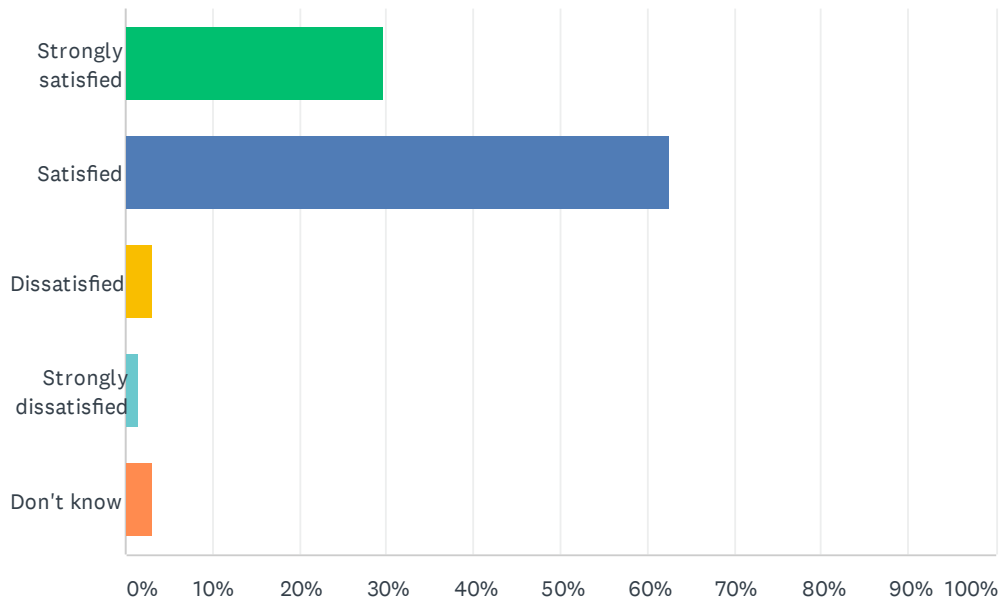
Answered: 64 Skipped: 4



ANSWER CHOICES	RESPONSES	
Strongly agree	57.81%	37
Agree	37.50%	24
Disagree	0.00%	0
Strongly disagree	0.00%	0
Don't know	4.69%	3
TOTAL		64

Q19 How satisfied are you with the resources available to support your child's learning?

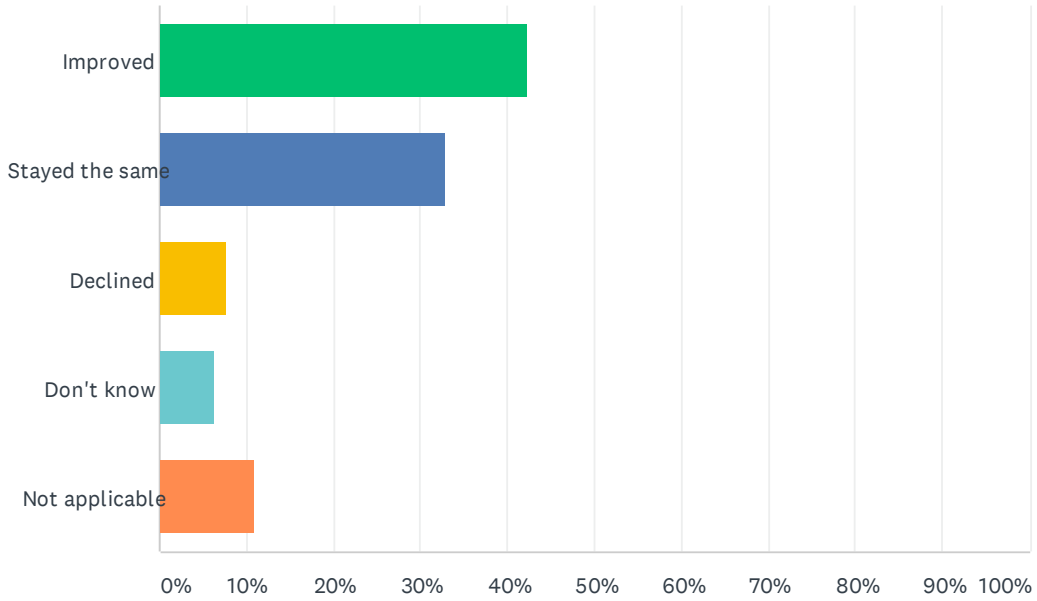
Answered: 64 Skipped: 4



ANSWER CHOICES	RESPONSES	
Strongly satisfied	29.69%	19
Satisfied	62.50%	40
Dissatisfied	3.13%	2
Strongly dissatisfied	1.56%	1
Don't know	3.13%	2
TOTAL		64

Q20 In your opinion, has the quality of education your child experienced improved, stayed the same or declined in the past three years?

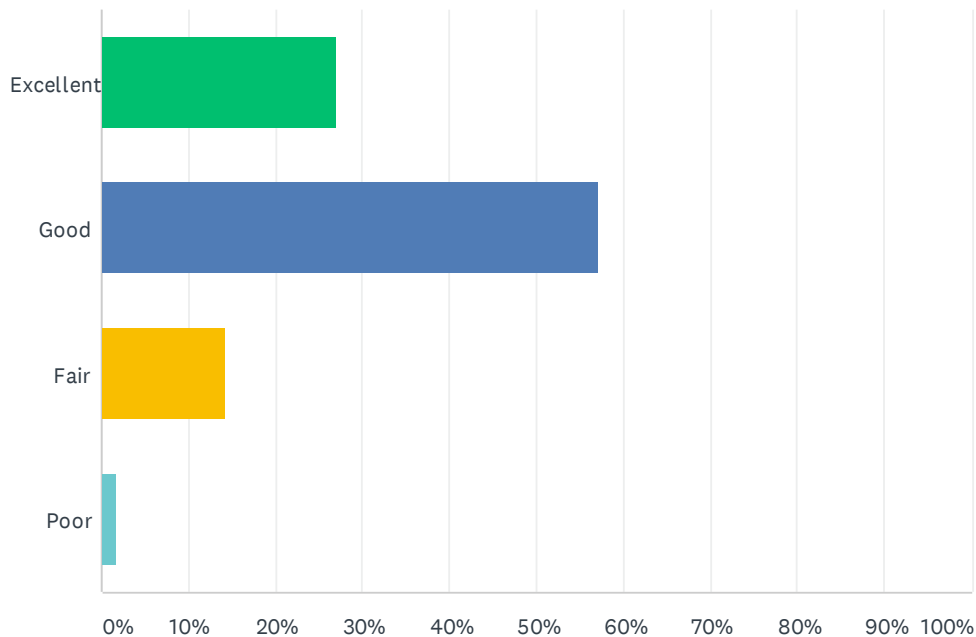
Answered: 64 Skipped: 4



ANSWER CHOICES	RESPONSES	
Improved	42.19%	27
Stayed the same	32.81%	21
Declined	7.81%	5
Don't know	6.25%	4
Not applicable	10.94%	7
TOTAL		64

Q21 How do you rate the physical condition of your child's school?

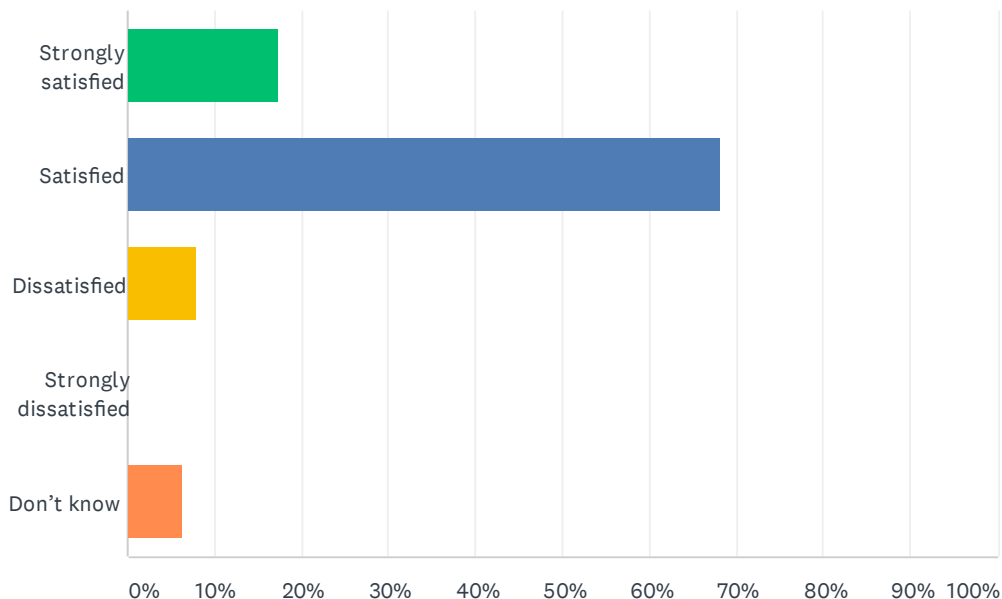
Answered: 63 Skipped: 5



ANSWER CHOICES	RESPONSES	
Excellent	26.98%	17
Good	57.14%	36
Fair	14.29%	9
Poor	1.59%	1
TOTAL		63

Q22 How satisfied are you with the opportunities provided to be involved in your child's education?

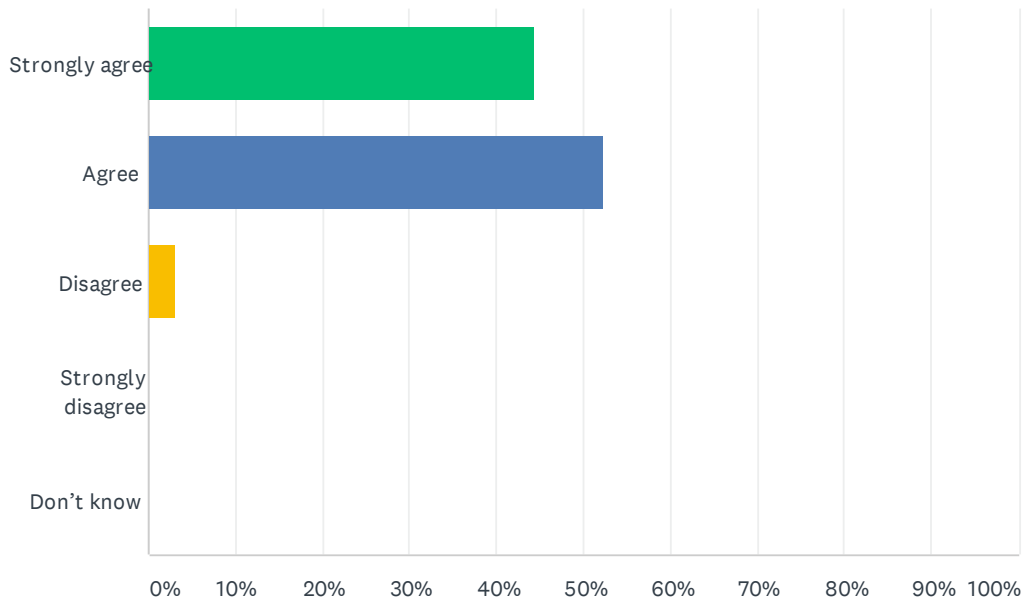
Answered: 63 Skipped: 5



ANSWER CHOICES	RESPONSES	
Strongly satisfied	17.46%	11
Satisfied	68.25%	43
Dissatisfied	7.94%	5
Strongly dissatisfied	0.00%	0
Don't know	6.35%	4
TOTAL		63

Q23 The school keeps me informed about my child's progress and achievement.

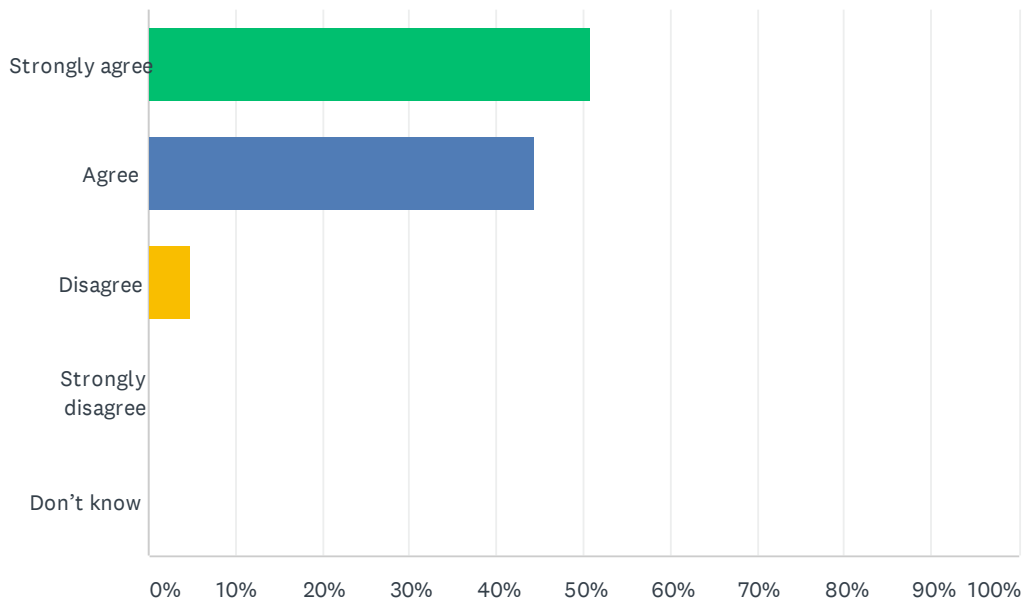
Answered: 63 Skipped: 5



ANSWER CHOICES	RESPONSES	
Strongly agree	44.44%	28
Agree	52.38%	33
Disagree	3.17%	2
Strongly disagree	0.00%	0
Don't know	0.00%	0
TOTAL		63

Q24 There is open and honest communication within my child's school.

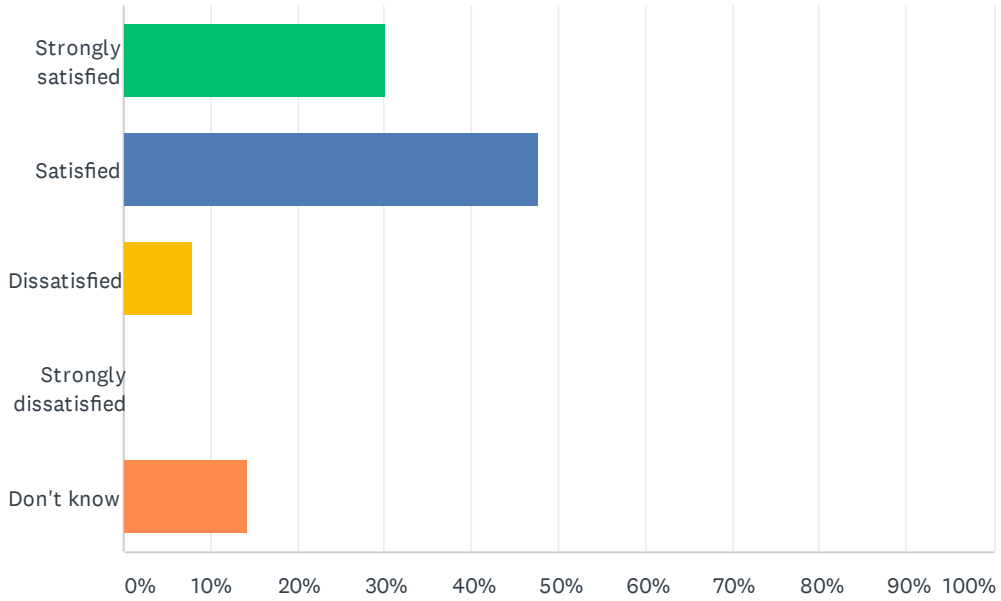
Answered: 63 Skipped: 5



ANSWER CHOICES	RESPONSES	
Strongly agree	50.79%	32
Agree	44.44%	28
Disagree	4.76%	3
Strongly disagree	0.00%	0
Don't know	0.00%	0
TOTAL		63

Q25 How satisfied are you with the Division’s commitment to engaging families in matters that affect public education?

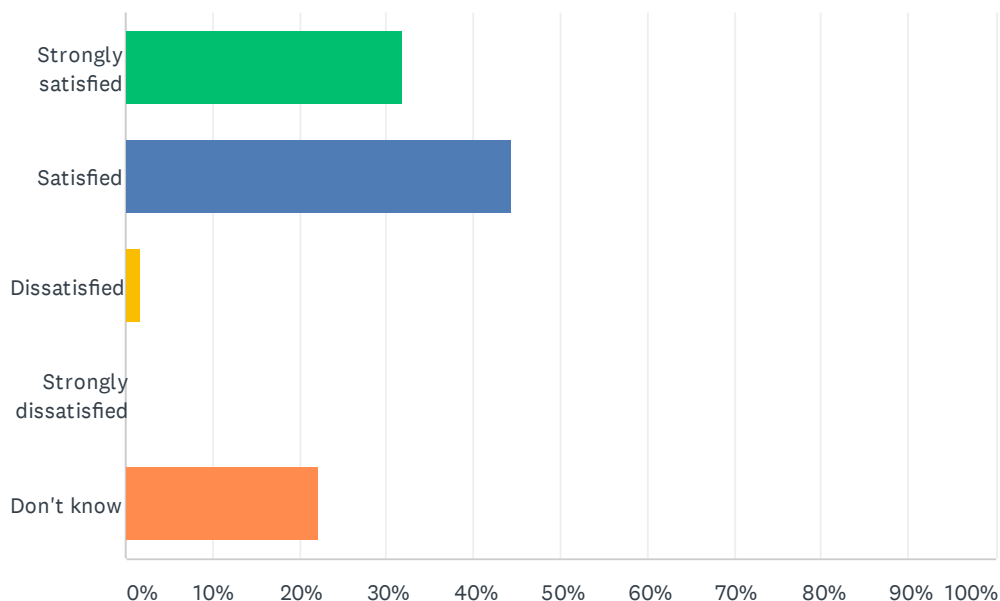
Answered: 63 Skipped: 5



ANSWER CHOICES	RESPONSES	
Strongly satisfied	30.16%	19
Satisfied	47.62%	30
Dissatisfied	7.94%	5
Strongly dissatisfied	0.00%	0
Don't know	14.29%	9
TOTAL		63

Q26 How satisfied are you with the Division’s commitment to advocating for public education?

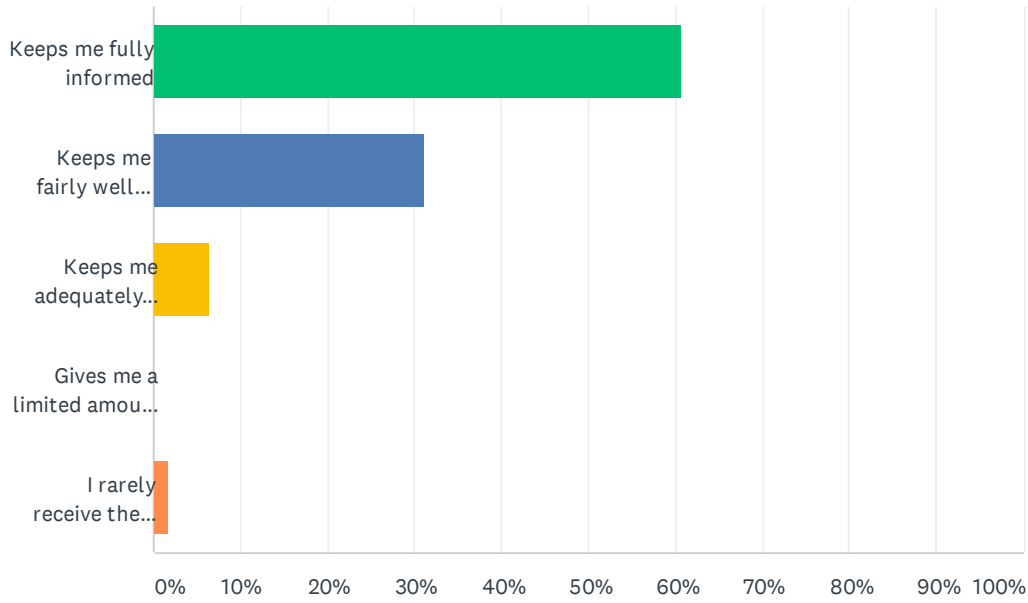
Answered: 63 Skipped: 5



ANSWER CHOICES	RESPONSES	
Strongly satisfied	31.75%	20
Satisfied	44.44%	28
Dissatisfied	1.59%	1
Strongly dissatisfied	0.00%	0
Don't know	22.22%	14
TOTAL		63

Q27 Elk Island Public Schools appreciates the opportunity to stay connected with parents about news, activities, programs and other matters of importance. What is your impression of the communication you receive from your child's school?

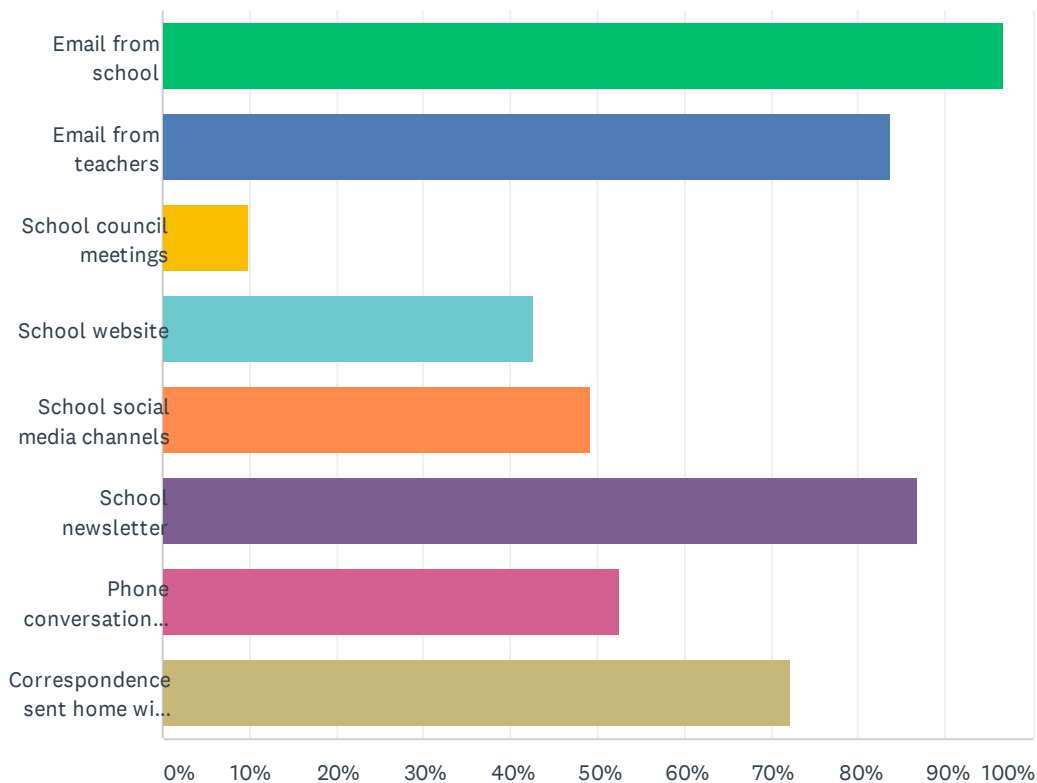
Answered: 61 Skipped: 7



ANSWER CHOICES	RESPONSES	
Keeps me fully informed	60.66%	37
Keeps me fairly well informed	31.15%	19
Keeps me adequately informed	6.56%	4
Gives me a limited amount of information	0.00%	0
I rarely receive the information I need	1.64%	1
TOTAL		61

Q28 Do you regularly make use of the following to keep up to date on school activities, programs, etc.? Check all that apply.

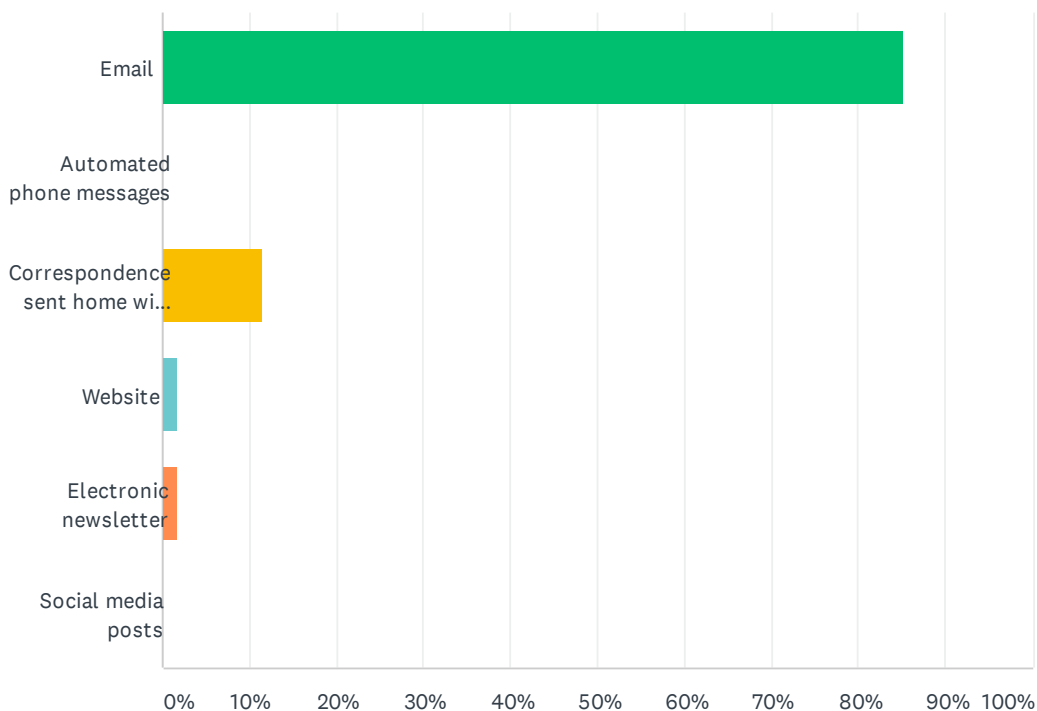
Answered: 61 Skipped: 7



ANSWER CHOICES	RESPONSES
Email from school	96.72% 59
Email from teachers	83.61% 51
School council meetings	9.84% 6
School website	42.62% 26
School social media channels	49.18% 30
School newsletter	86.89% 53
Phone conversations with the school or teachers	52.46% 32
Correspondence sent home with my child	72.13% 44
Total Respondents: 61	

Q29 What is your most preferred method of communication from the school and Division?

Answered: 61 Skipped: 7



ANSWER CHOICES	RESPONSES	
Email	85.25%	52
Automated phone messages	0.00%	0
Correspondence sent home with my child	11.48%	7
Website	1.64%	1
Electronic newsletter	1.64%	1
Social media posts	0.00%	0
TOTAL		61

Q30 Do you visit the Division website (www.eips.ca) for information on:

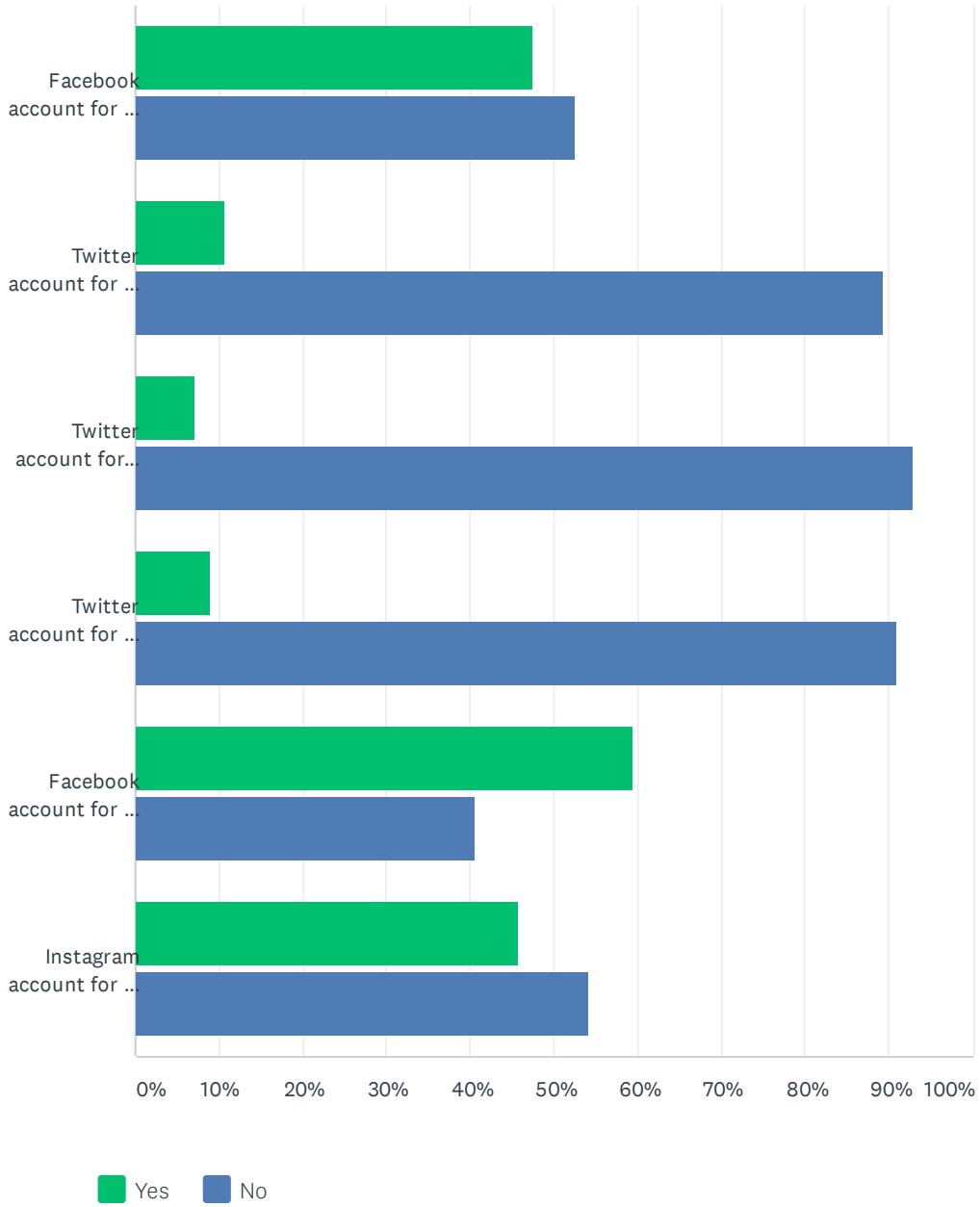
Answered: 61 Skipped: 7

Editor's note:

As Question #30 is only relevant at the Division level, responses have been omitted in the school-level data. As such, pages 35-36 have been excluded from this document.

Q31 The Division and schools often share news and information on social media. Do you follow:

Answered: 61 Skipped: 7



EIPS Parent Survey 2020-21

	YES	NO	TOTAL	WEIGHTED AVERAGE
Facebook account for the Division (@ElkIslandPublicSchools)	47.54% 29	52.46% 32	61	1.48
Twitter account for the Division (@eips)	10.71% 6	89.29% 50	56	1.11
Twitter account for EIPS Student Transportation (@eipsST)	7.14% 4	92.86% 52	56	1.07
Twitter account for my child's school, if applicable	8.93% 5	91.07% 51	56	1.09
Facebook account for my child's school, if applicable	59.32% 35	40.68% 24	59	1.59
Instagram account for my child's school, if applicable	45.76% 27	54.24% 32	59	1.46