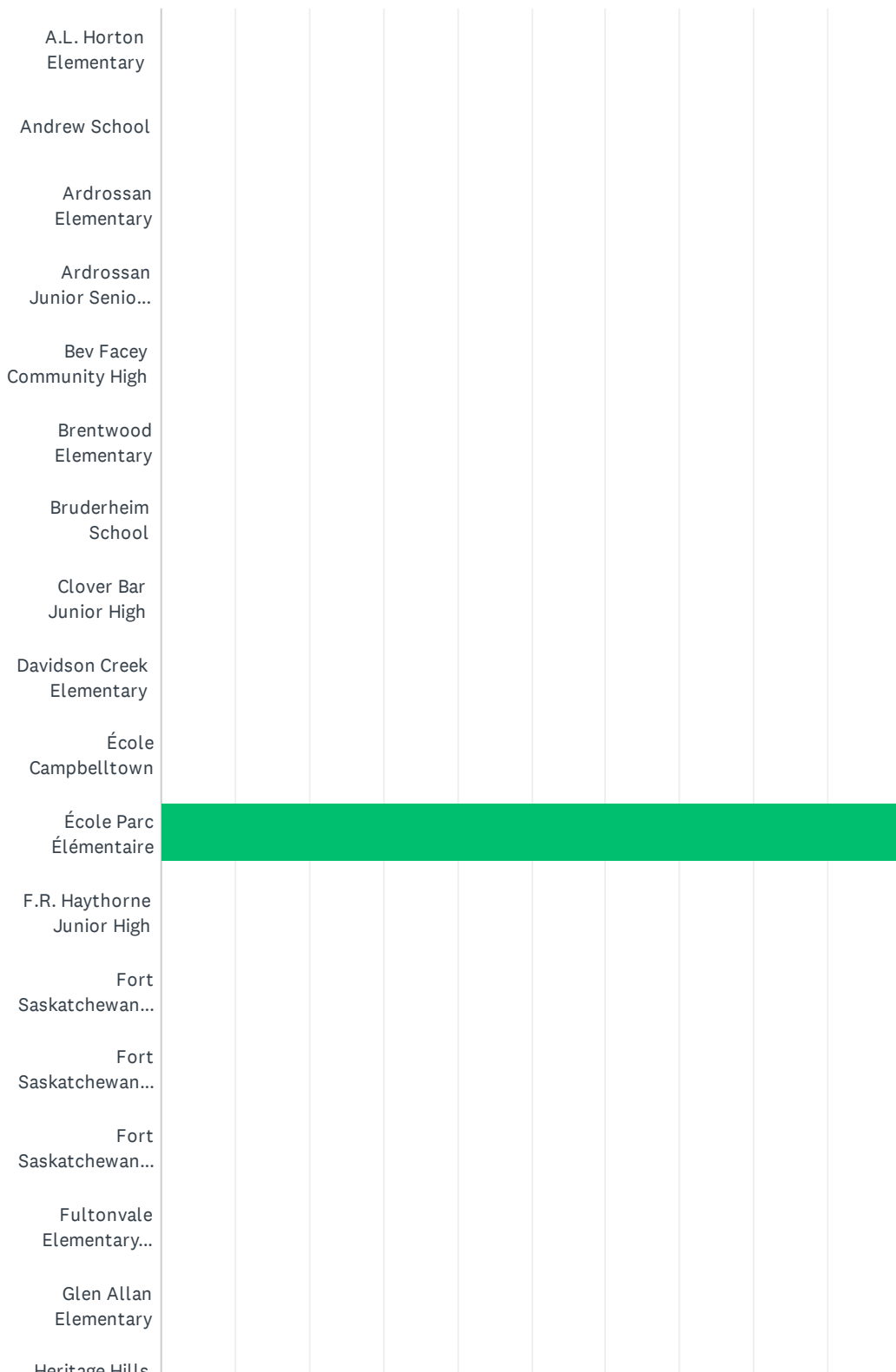


# Q1 What school does your child currently attend? If you have more than one child attending an EIPS school or a child who attends classes at more than one school, complete this survey for each one.

Answered: 88 Skipped: 0



2022-23 EIPS Annual Feedback Survey: Parents and Caregivers

Heritage Hills Elementary									
James Mowat Elementary									
Lakeland Ridge									
Lamont Elementary									
Lamont High									
Mills Haven Elementary									
Mundare School									
Next Step/Outreach									
Pine Street Elementary									
Rudolph Hennig Junior High									
Salisbury Composite High									
Sherwood Heights Juni...									
SouthPointe School									
Strathcona Christian...									
Strathcona Christian...									
Uncas Elementary									
Vegreville Composite High									
Wes Hosford Elementary									
Westboro Elementary									
Win Ferguson Elementary									
Woodbridge Farms...									

## 2022-23 EIPS Annual Feedback Survey: Parents and Caregivers

0% 10% 20% 30% 40% 50% 60% 70% 80% 90% 100%

2022-23 EIPS Annual Feedback Survey: Parents and Caregivers

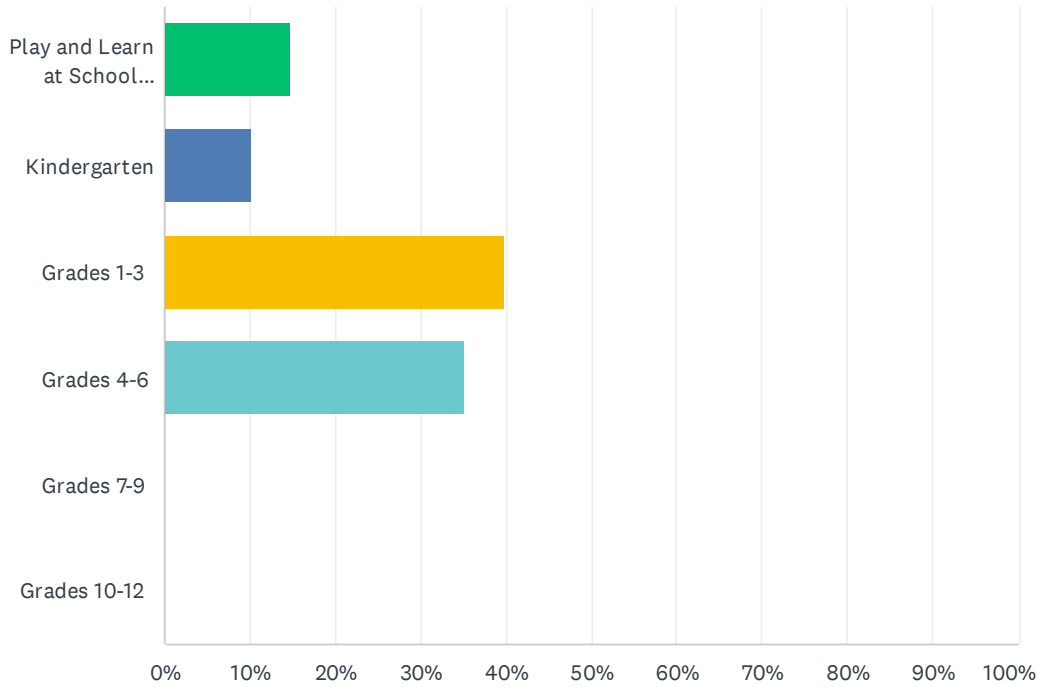
ANSWER CHOICES	RESPONSES	
A.L. Horton Elementary	0.00%	0
Andrew School	0.00%	0
Ardrossan Elementary	0.00%	0
Ardrossan Junior Senior High	0.00%	0
Bev Facey Community High	0.00%	0
Brentwood Elementary	0.00%	0
Bruderheim School	0.00%	0
Clover Bar Junior High	0.00%	0
Davidson Creek Elementary	0.00%	0
École Campbelltown	0.00%	0
École Parc Élémentaire	100.00%	88
F.R. Haythorne Junior High	0.00%	0
Fort Saskatchewan Christian	0.00%	0
Fort Saskatchewan Elementary	0.00%	0
Fort Saskatchewan High	0.00%	0
Fultonvale Elementary Junior High	0.00%	0
Glen Allan Elementary	0.00%	0
Heritage Hills Elementary	0.00%	0
James Mowat Elementary	0.00%	0
Lakeland Ridge	0.00%	0
Lamont Elementary	0.00%	0
Lamont High	0.00%	0
Mills Haven Elementary	0.00%	0
Mundare School	0.00%	0
Next Step/Outreach	0.00%	0
Pine Street Elementary	0.00%	0
Rudolph Hennig Junior High	0.00%	0
Salisbury Composite High	0.00%	0
Sherwood Heights Junior High	0.00%	0
SouthPointe School	0.00%	0
Strathcona Christian Academy Elementary	0.00%	0
Strathcona Christian Academy Secondary	0.00%	0

## 2022-23 EIPS Annual Feedback Survey: Parents and Caregivers

Uncas Elementary	0.00%	0
Vegreville Composite High	0.00%	0
Wes Hosford Elementary	0.00%	0
Westboro Elementary	0.00%	0
Win Ferguson Elementary	0.00%	0
Woodbridge Farms Elementary	0.00%	0
<b>TOTAL</b>		<b>88</b>

## Q2 What grade is your child currently in?

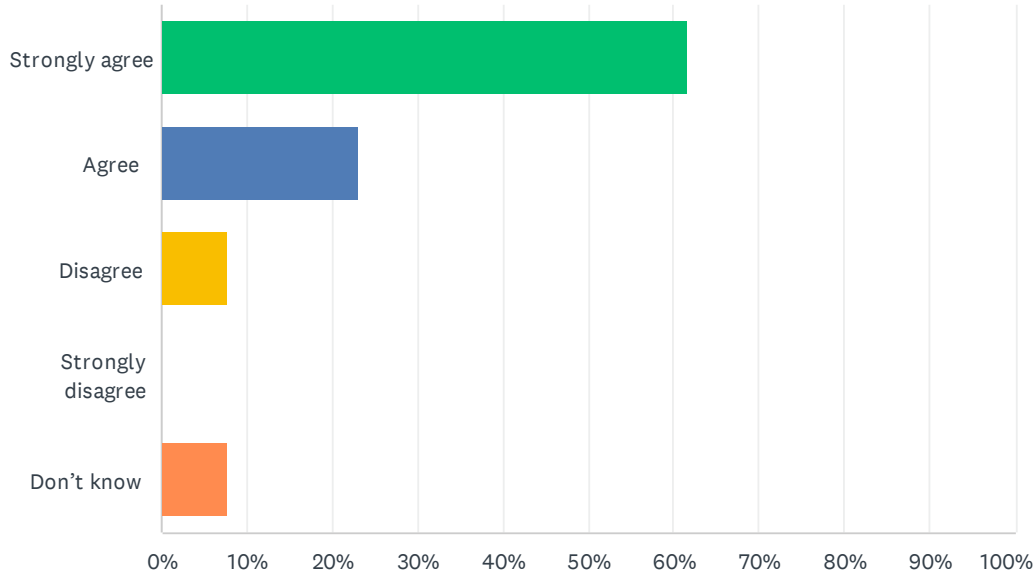
Answered: 88 Skipped: 0



ANSWER CHOICES	RESPONSES	
Play and Learn at School (PALS)	14.77%	13
Kindergarten	10.23%	9
Grades 1-3	39.77%	35
Grades 4-6	35.23%	31
Grades 7-9	0.00%	0
Grades 10-12	0.00%	0
<b>TOTAL</b>		<b>88</b>

### Q3 As a result of being in the Play and Learn at School (PALS) program, my child's demonstrating growth in their development.

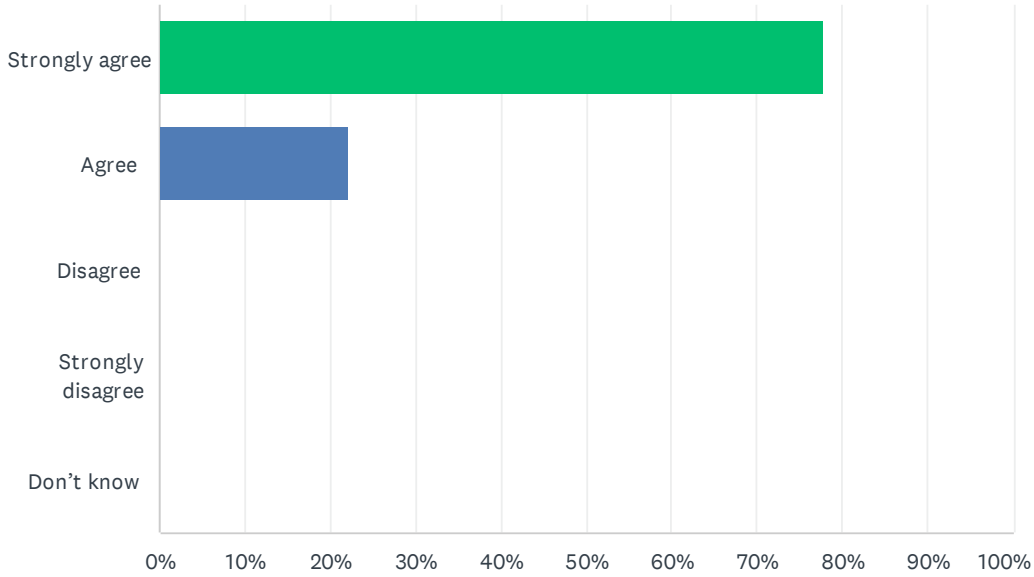
Answered: 13 Skipped: 75



ANSWER CHOICES	RESPONSES	
Strongly agree	61.54%	8
Agree	23.08%	3
Disagree	7.69%	1
Strongly disagree	0.00%	0
Don't know	7.69%	1
<b>TOTAL</b>		<b>13</b>

### Q4 As a result of being in the kindergarten program, my child's becoming ready to enter Grade 1.

Answered: 9 Skipped: 79

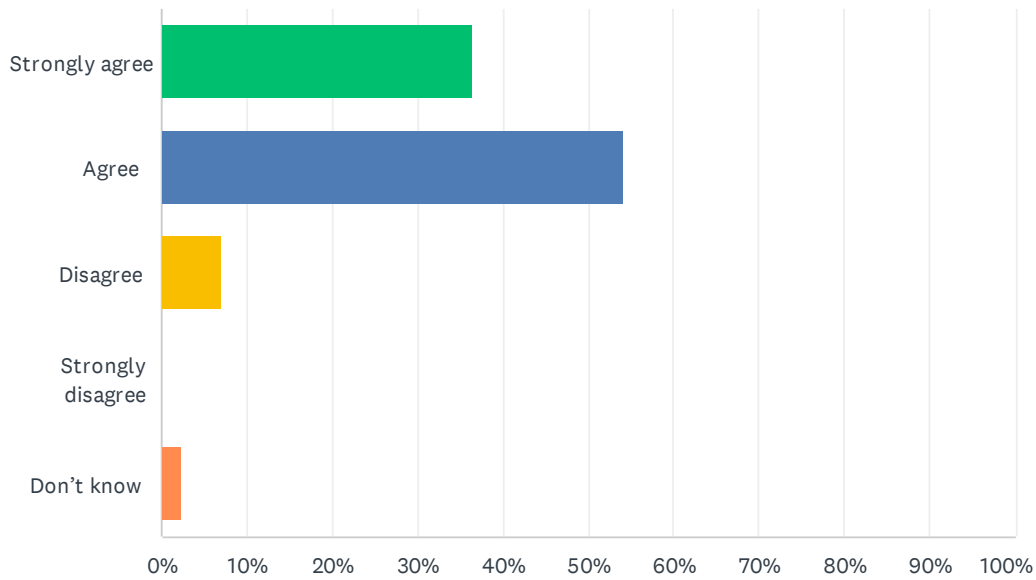


ANSWER CHOICES	RESPONSES	
Strongly agree	77.78%	7
Agree	22.22%	2
Disagree	0.00%	0
Strongly disagree	0.00%	0
Don't know	0.00%	0
<b>TOTAL</b>		<b>9</b>



## Q5 My child's individual needs are met.

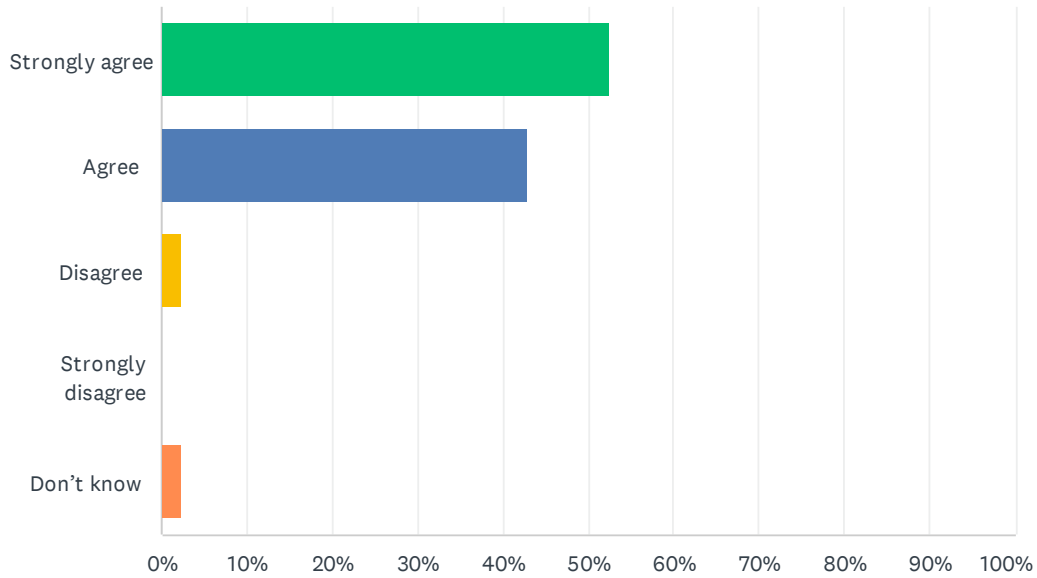
Answered: 85 Skipped: 3



ANSWER CHOICES	RESPONSES	
Strongly agree	36.47%	31
Agree	54.12%	46
Disagree	7.06%	6
Strongly disagree	0.00%	0
Don't know	2.35%	2
<b>TOTAL</b>		<b>85</b>

## Q6 My child's encouraged to do their best.

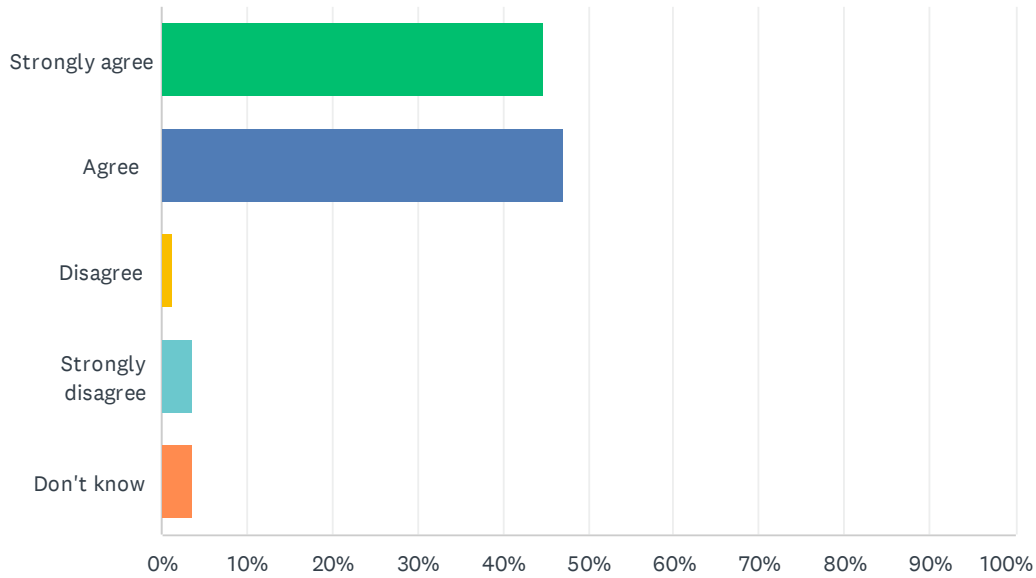
Answered: 84 Skipped: 4



ANSWER CHOICES	RESPONSES	
Strongly agree	52.38%	44
Agree	42.86%	36
Disagree	2.38%	2
Strongly disagree	0.00%	0
Don't know	2.38%	2
<b>TOTAL</b>		<b>84</b>

## Q7 My child's demonstrating growth in literacy.

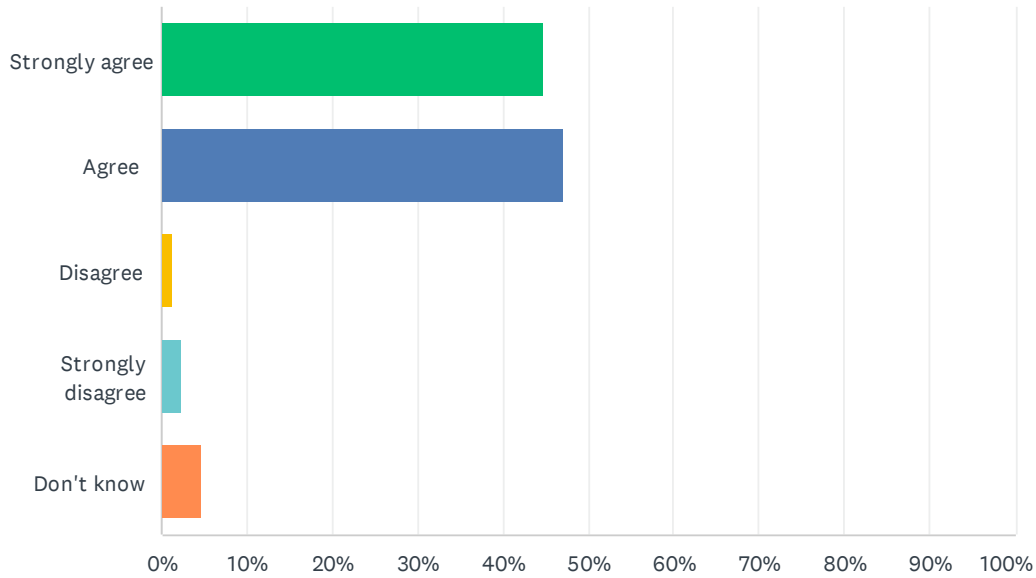
Answered: 85 Skipped: 3



ANSWER CHOICES	RESPONSES	
Strongly agree	44.71%	38
Agree	47.06%	40
Disagree	1.18%	1
Strongly disagree	3.53%	3
Don't know	3.53%	3
<b>TOTAL</b>		<b>85</b>

## Q8 My child's demonstrating growth in numeracy.

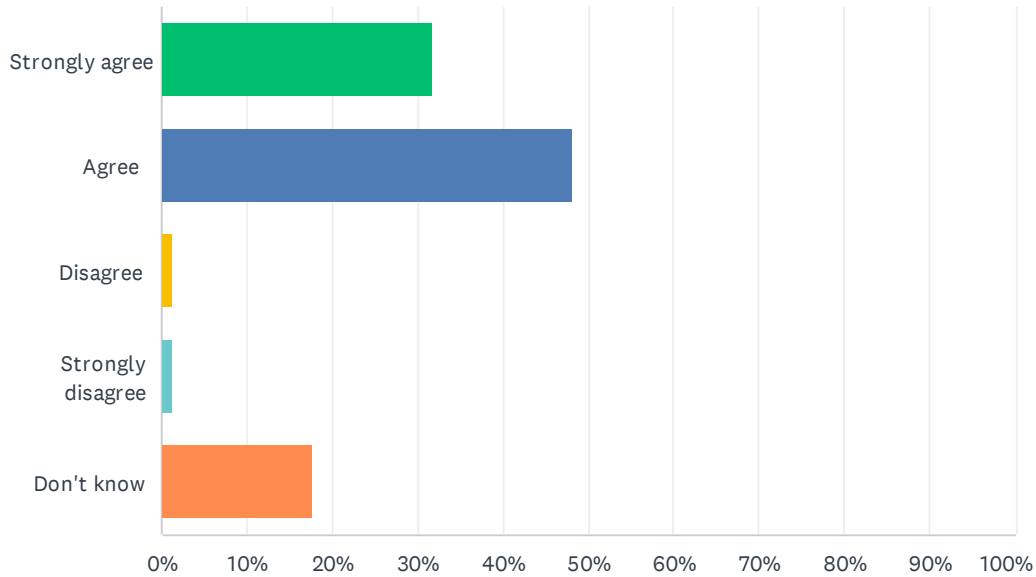
Answered: 85 Skipped: 3



ANSWER CHOICES	RESPONSES	
Strongly agree	44.71%	38
Agree	47.06%	40
Disagree	1.18%	1
Strongly disagree	2.35%	2
Don't know	4.71%	4
<b>TOTAL</b>		<b>85</b>

## Q9 My child has an understanding of First Nations, Métis and Inuit culture and history.

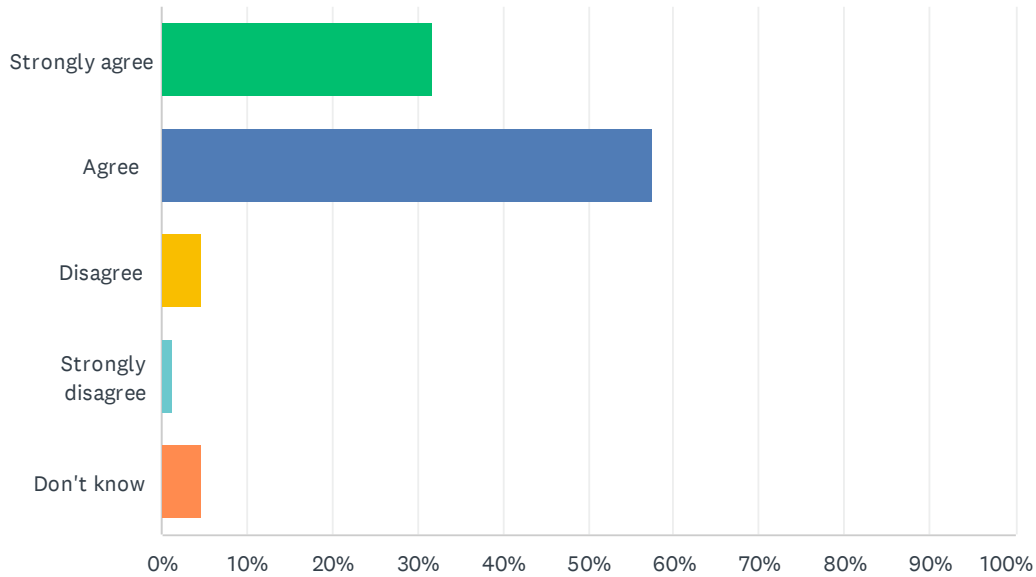
Answered: 85 Skipped: 3



ANSWER CHOICES	RESPONSES	
Strongly agree	31.76%	27
Agree	48.24%	41
Disagree	1.18%	1
Strongly disagree	1.18%	1
Don't know	17.65%	15
<b>TOTAL</b>		<b>85</b>

## Q10 My child's learning the knowledge, skills and attitudes necessary to be successful in life.

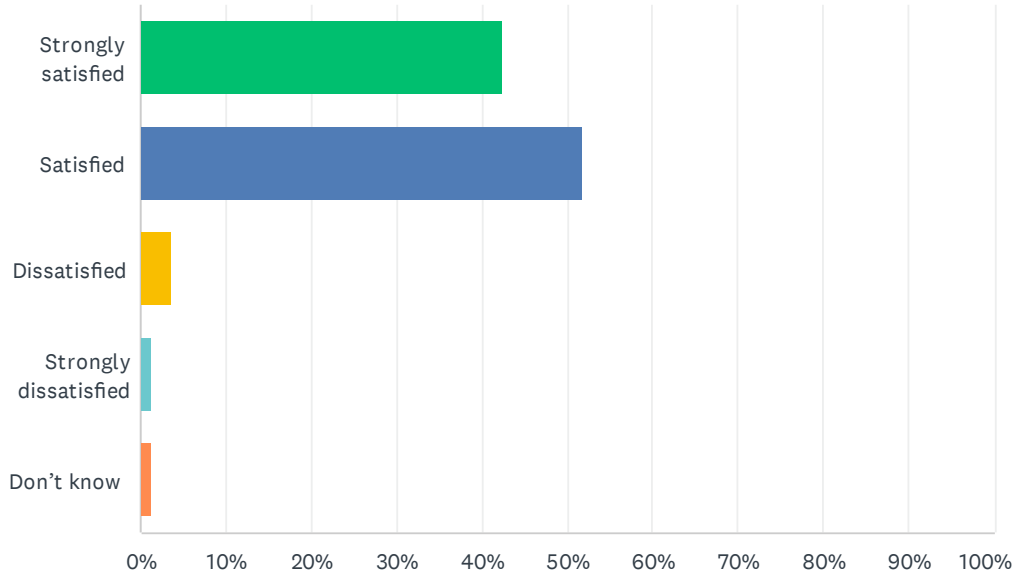
Answered: 85 Skipped: 3



ANSWER CHOICES	RESPONSES	
Strongly agree	31.76%	27
Agree	57.65%	49
Disagree	4.71%	4
Strongly disagree	1.18%	1
Don't know	4.71%	4
<b>TOTAL</b>		<b>85</b>

## Q11 How satisfied are you with the quality of education your child's receiving at school?

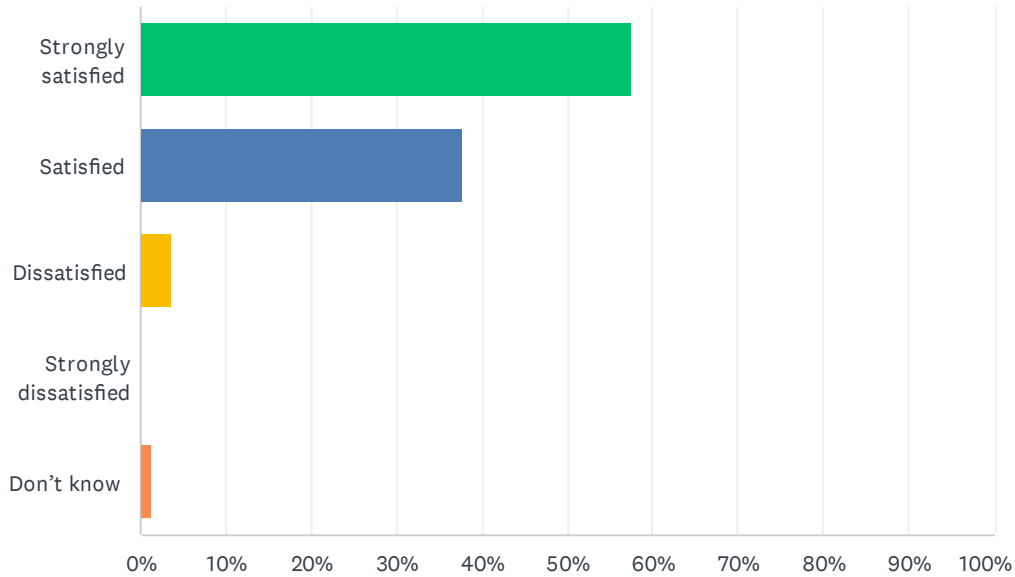
Answered: 85 Skipped: 3



ANSWER CHOICES	RESPONSES	
Strongly satisfied	42.35%	36
Satisfied	51.76%	44
Dissatisfied	3.53%	3
Strongly dissatisfied	1.18%	1
Don't know	1.18%	1
<b>TOTAL</b>		<b>85</b>

## Q12 How satisfied are you with the quality of teaching at your child's school?

Answered: 85 Skipped: 3

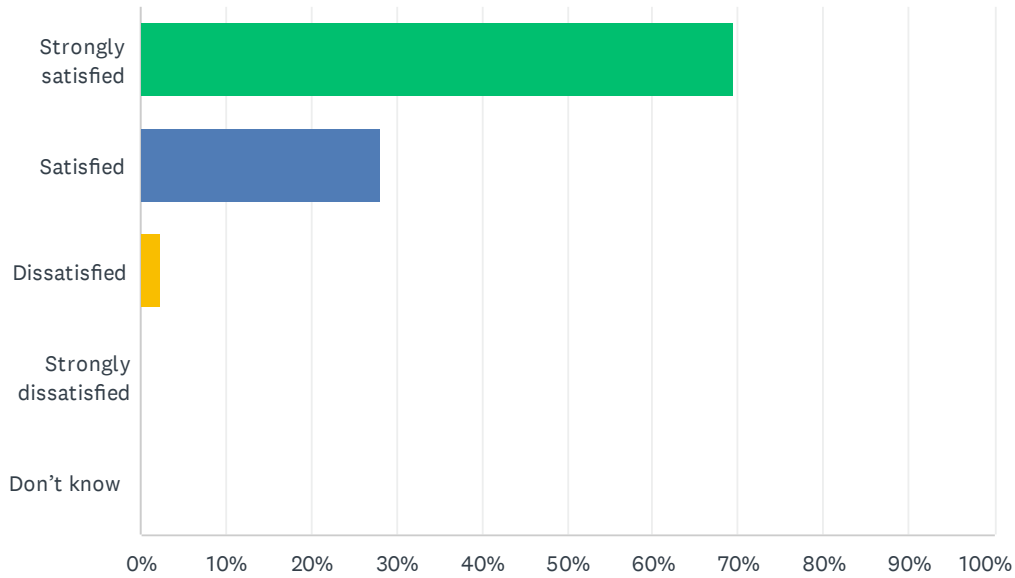


ANSWER CHOICES	RESPONSES	
Strongly satisfied	57.65%	49
Satisfied	37.65%	32
Dissatisfied	3.53%	3
Strongly dissatisfied	0.00%	0
Don't know	1.18%	1
<b>TOTAL</b>		<b>85</b>



## Q13 How satisfied are you with the leadership at your child's school?

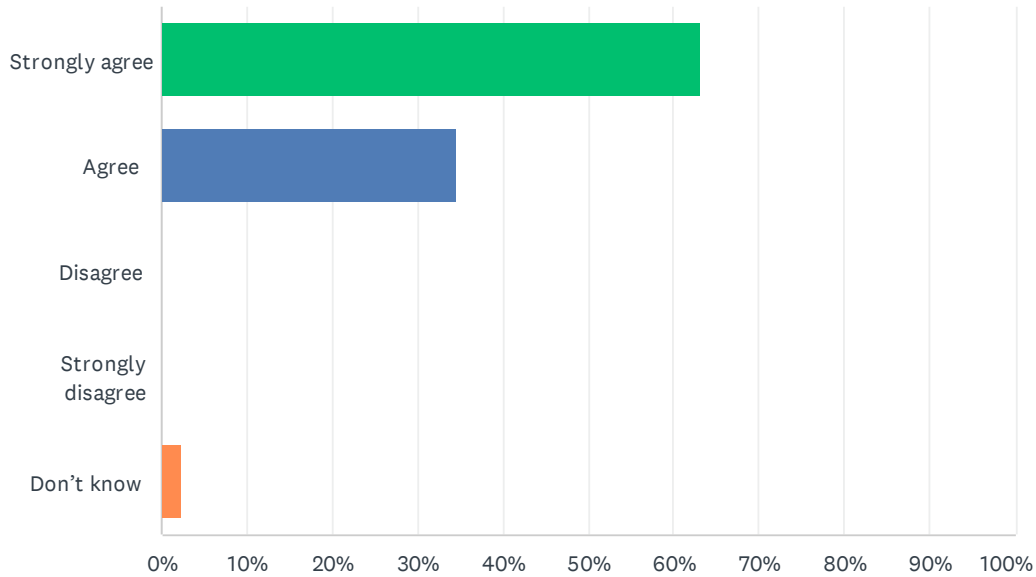
Answered: 85 Skipped: 3



ANSWER CHOICES	RESPONSES	
Strongly satisfied	69.41%	59
Satisfied	28.24%	24
Dissatisfied	2.35%	2
Strongly dissatisfied	0.00%	0
Don't know	0.00%	0
<b>TOTAL</b>		<b>85</b>

### Q14 My child’s school encourages my child to be a responsible, respectful and engaged citizen.

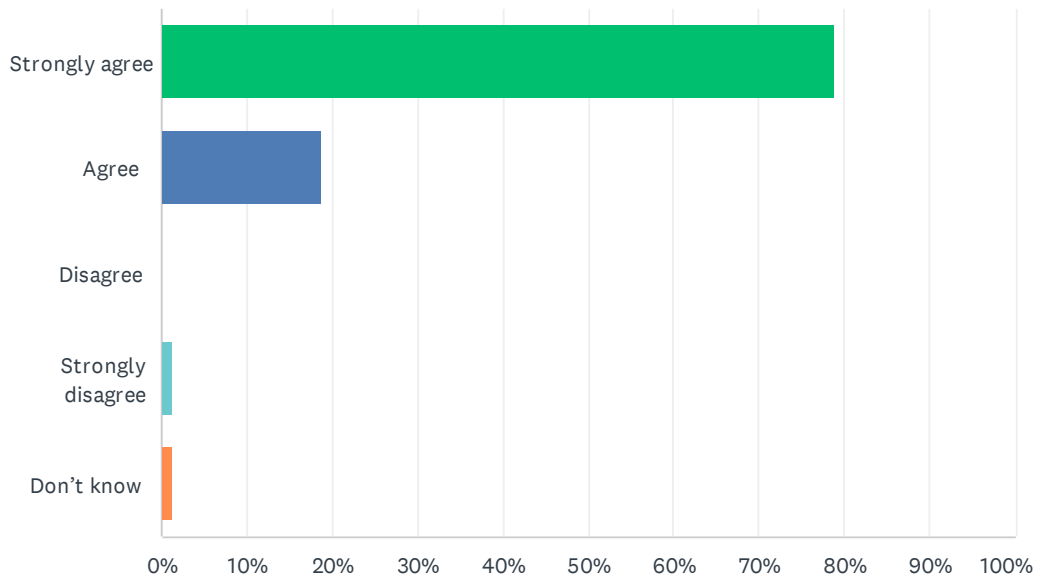
Answered: 84 Skipped: 4



ANSWER CHOICES	RESPONSES	
Strongly agree	63.10%	53
Agree	34.52%	29
Disagree	0.00%	0
Strongly disagree	0.00%	0
Don't know	2.38%	2
<b>TOTAL</b>		<b>84</b>

## Q15 School staff care about my child.

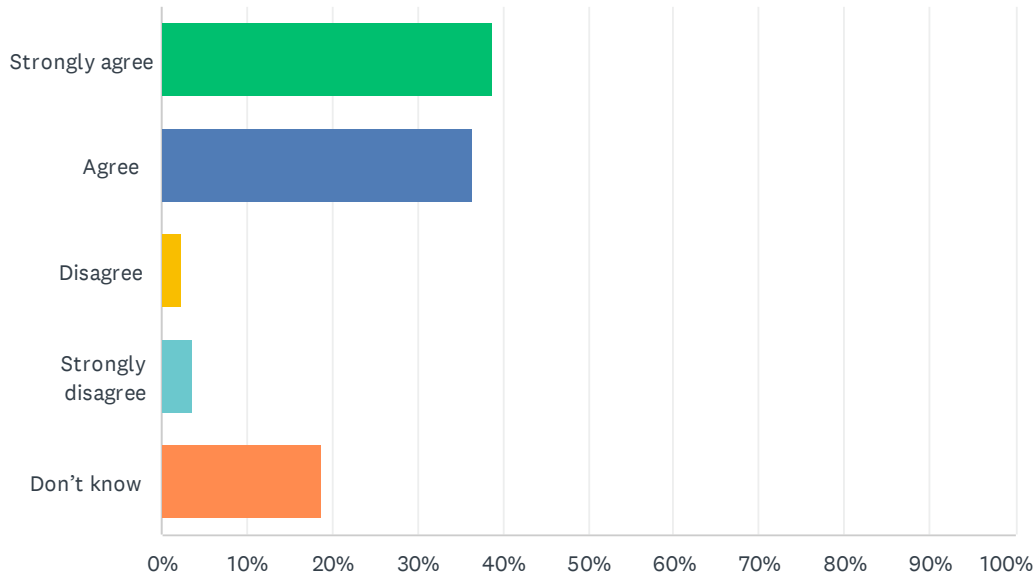
Answered: 85 Skipped: 3



ANSWER CHOICES	RESPONSES	
Strongly agree	78.82%	67
Agree	18.82%	16
Disagree	0.00%	0
Strongly disagree	1.18%	1
Don't know	1.18%	1
<b>TOTAL</b>		<b>85</b>

## Q16 My child's school handles discipline fairly and reasonably.

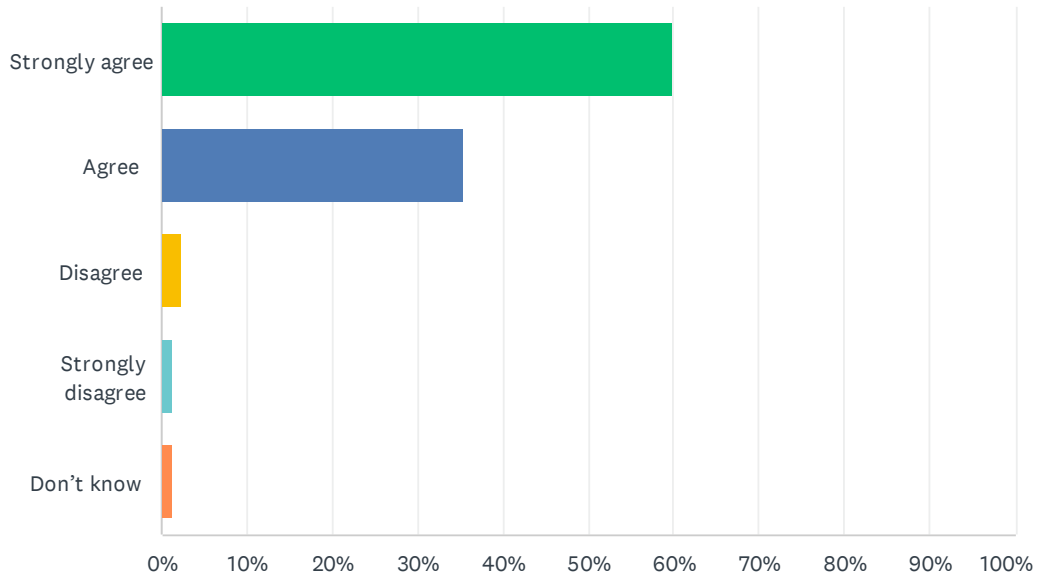
Answered: 85 Skipped: 3



ANSWER CHOICES	RESPONSES	
Strongly agree	38.82%	33
Agree	36.47%	31
Disagree	2.35%	2
Strongly disagree	3.53%	3
Don't know	18.82%	16
<b>TOTAL</b>		<b>85</b>

## Q17 My child's school is safe.

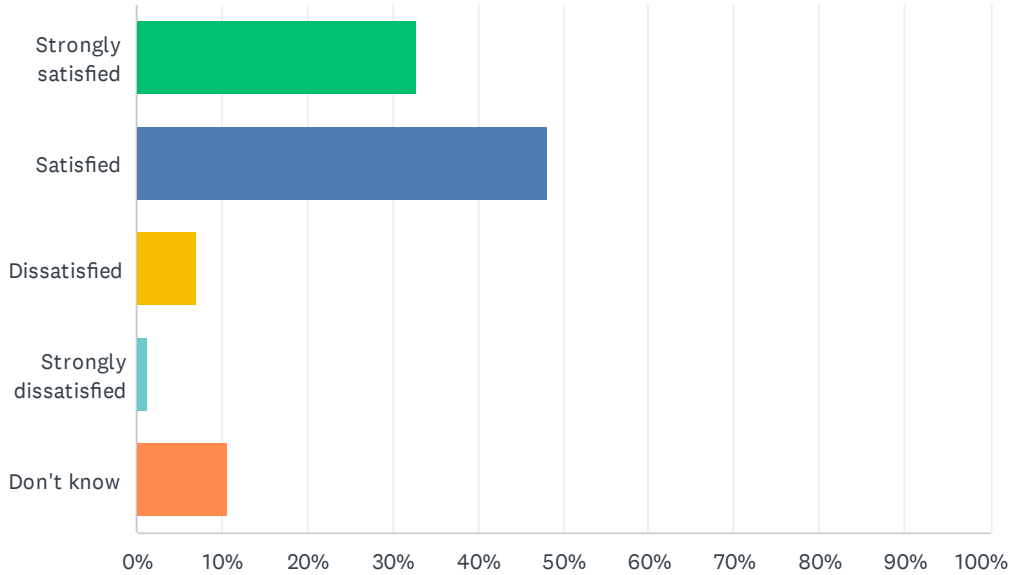
Answered: 85 Skipped: 3



ANSWER CHOICES	RESPONSES	
Strongly agree	60.00%	51
Agree	35.29%	30
Disagree	2.35%	2
Strongly disagree	1.18%	1
Don't know	1.18%	1
<b>TOTAL</b>		<b>85</b>

## Q18 How satisfied are you with the resources available to support your child's learning?

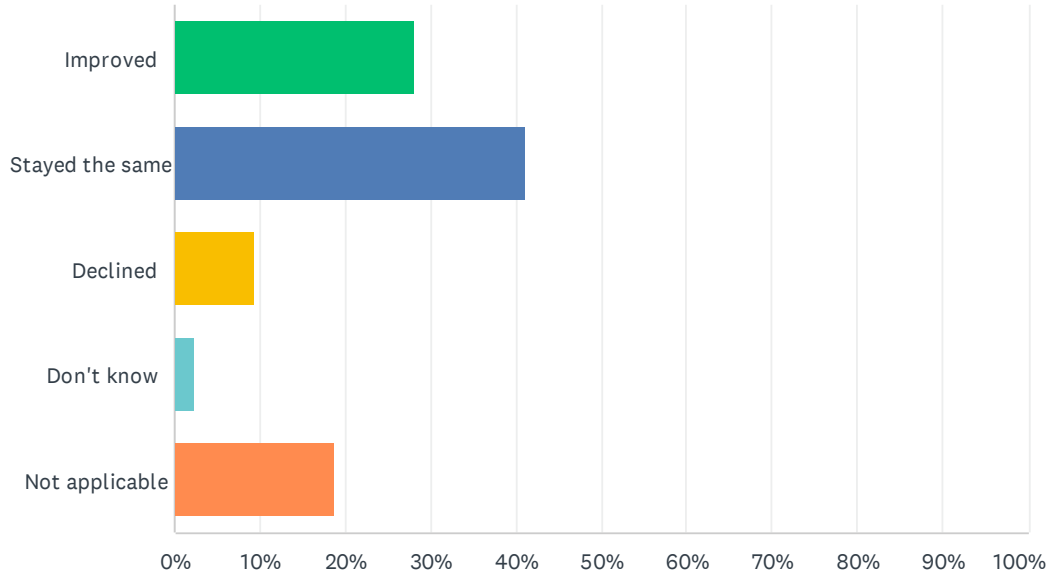
Answered: 85 Skipped: 3



ANSWER CHOICES	RESPONSES	
Strongly satisfied	32.94%	28
Satisfied	48.24%	41
Dissatisfied	7.06%	6
Strongly dissatisfied	1.18%	1
Don't know	10.59%	9
<b>TOTAL</b>		<b>85</b>

### Q19 In your opinion, has the quality of education your child's experienced improved, stayed the same or declined in the past three years?

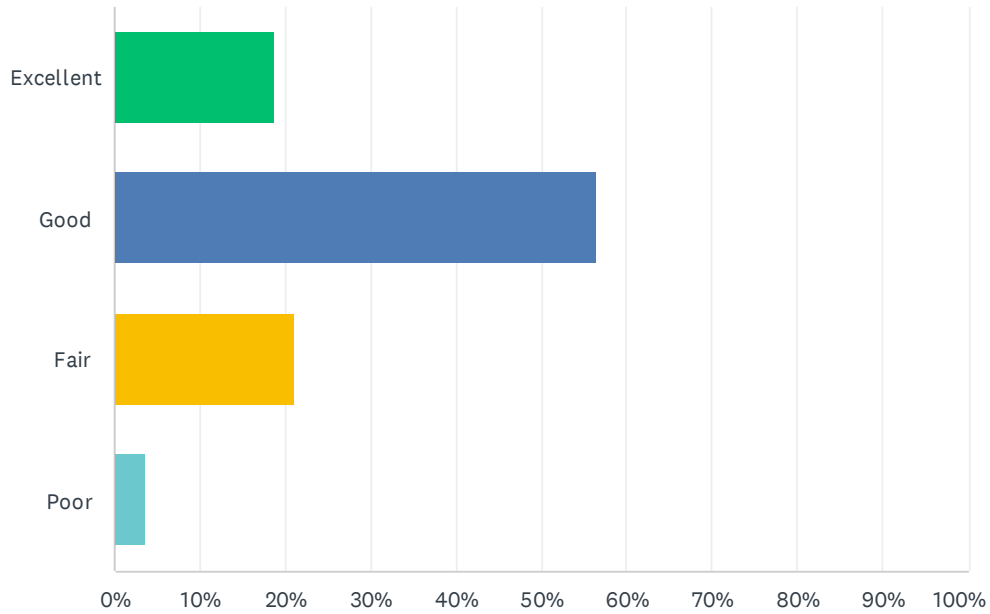
Answered: 85 Skipped: 3



ANSWER CHOICES	RESPONSES	
Improved	28.24%	24
Stayed the same	41.18%	35
Declined	9.41%	8
Don't know	2.35%	2
Not applicable	18.82%	16
<b>TOTAL</b>		<b>85</b>

## Q20 How do you rate the physical condition of your child's school?

Answered: 85 Skipped: 3

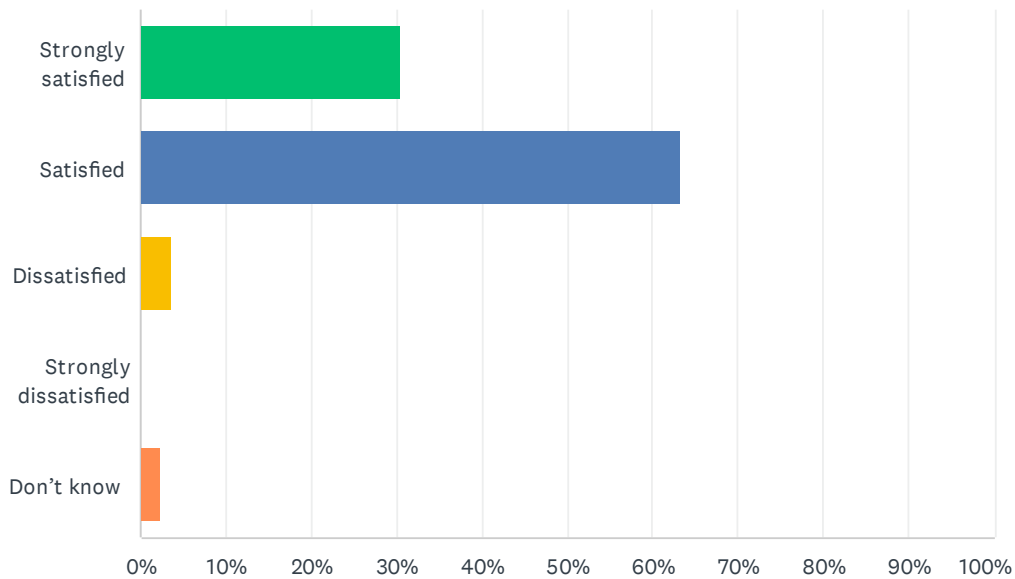


ANSWER CHOICES	RESPONSES	
Excellent	18.82%	16
Good	56.47%	48
Fair	21.18%	18
Poor	3.53%	3
TOTAL		85



**Q21 How satisfied are you with the opportunities provided to be involved in your child's education? Refer to the EIPS Parent Engagement overview for examples of involvement and engagement opportunities that help support student success.**

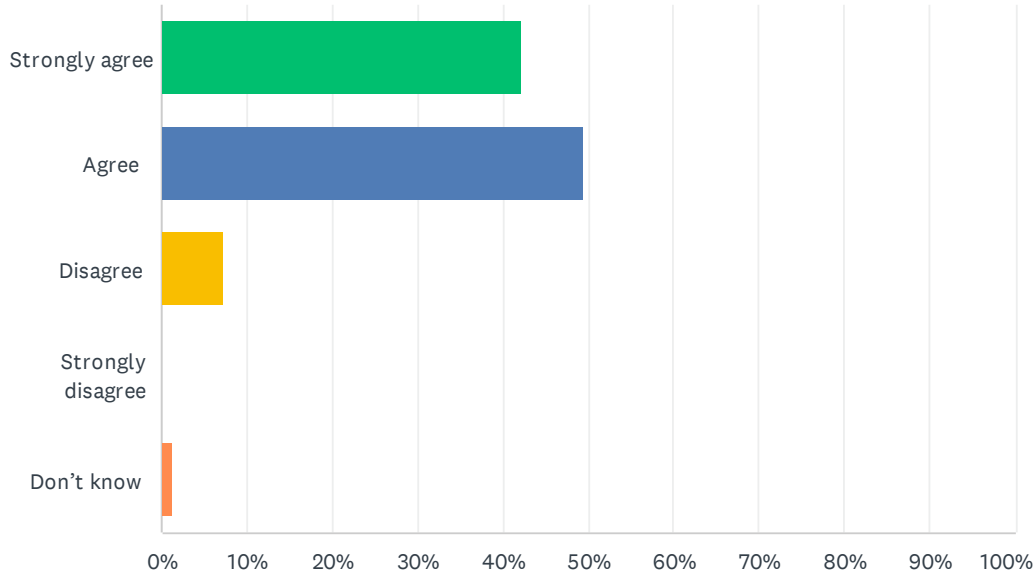
Answered: 82 Skipped: 6



ANSWER CHOICES	RESPONSES	
Strongly satisfied	30.49%	25
Satisfied	63.41%	52
Dissatisfied	3.66%	3
Strongly dissatisfied	0.00%	0
Don't know	2.44%	2
<b>TOTAL</b>		<b>82</b>

## Q22 The school keeps me informed about my child's progress and achievement.

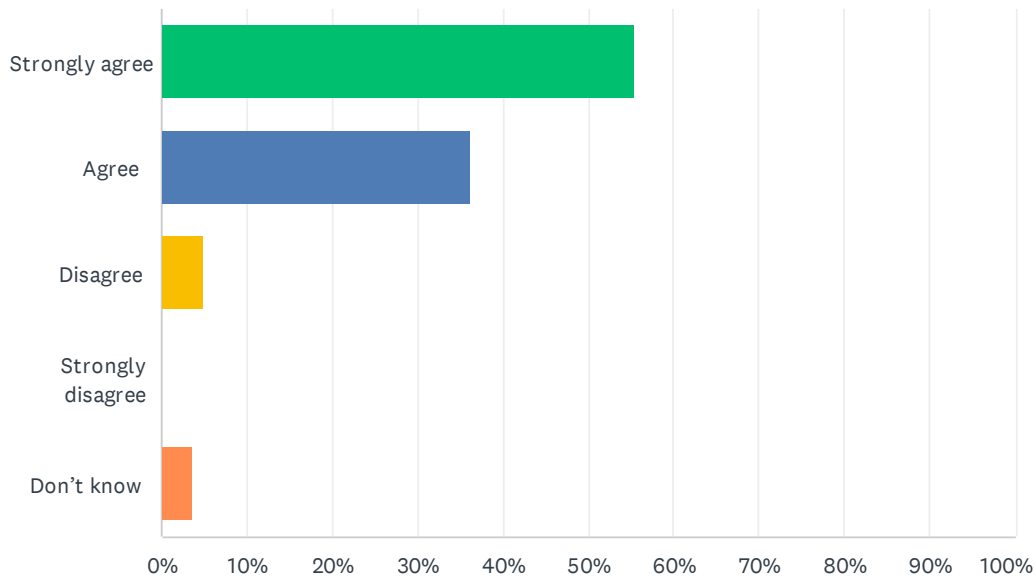
Answered: 83 Skipped: 5



ANSWER CHOICES	RESPONSES	
Strongly agree	42.17%	35
Agree	49.40%	41
Disagree	7.23%	6
Strongly disagree	0.00%	0
Don't know	1.20%	1
<b>TOTAL</b>		<b>83</b>

## Q23 There is open and honest communication within my child's school.

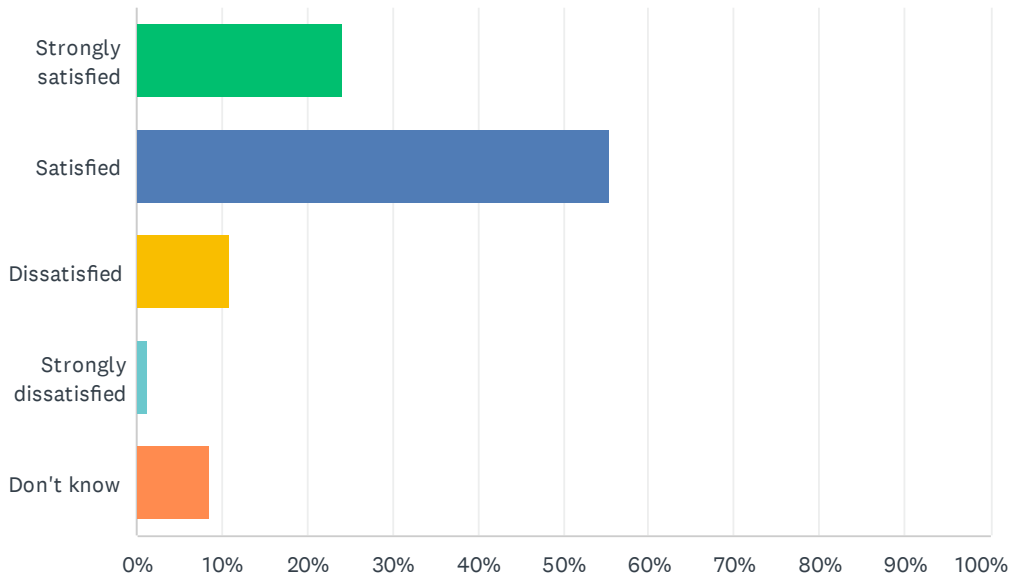
Answered: 83 Skipped: 5



ANSWER CHOICES	RESPONSES	
Strongly agree	55.42%	46
Agree	36.14%	30
Disagree	4.82%	4
Strongly disagree	0.00%	0
Don't know	3.61%	3
<b>TOTAL</b>		<b>83</b>

## Q24 How satisfied are you with the Division’s commitment to engaging stakeholders—including parents and caregivers—about matters that affect decision-making and public education?

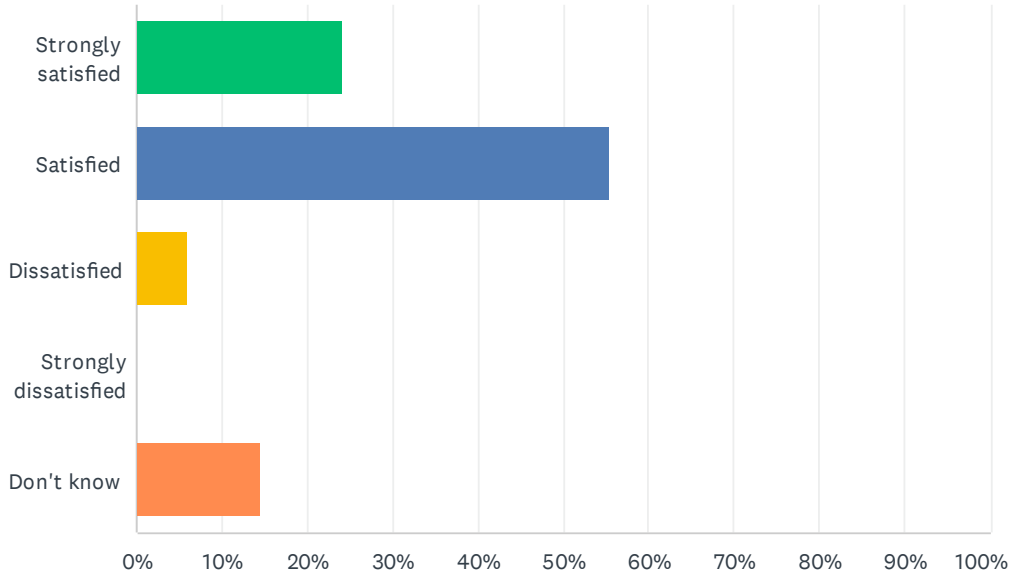
Answered: 83 Skipped: 5



ANSWER CHOICES	RESPONSES	
Strongly satisfied	24.10%	20
Satisfied	55.42%	46
Dissatisfied	10.84%	9
Strongly dissatisfied	1.20%	1
Don't know	8.43%	7
<b>TOTAL</b>		<b>83</b>

## Q25 How satisfied are you with the Division’s commitment to advocating for public education?

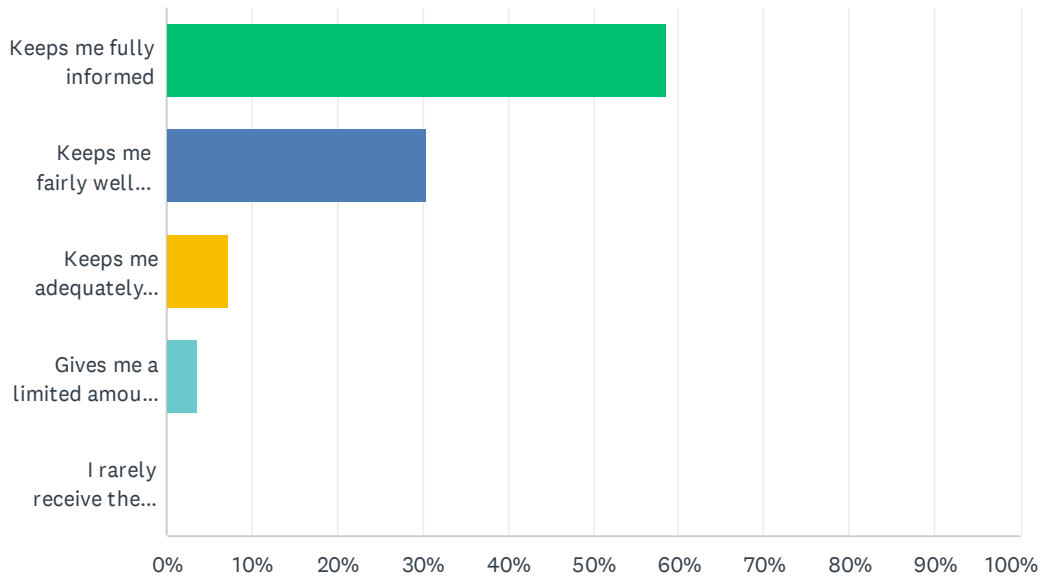
Answered: 83 Skipped: 5



ANSWER CHOICES	RESPONSES	
Strongly satisfied	24.10%	20
Satisfied	55.42%	46
Dissatisfied	6.02%	5
Strongly dissatisfied	0.00%	0
Don't know	14.46%	12
<b>TOTAL</b>		<b>83</b>

**Q26 Elk Island Public Schools appreciates the opportunity to stay connected with parents about news, activities, programs and other matters of importance. What is your impression of the communication you receive from your child's school?**

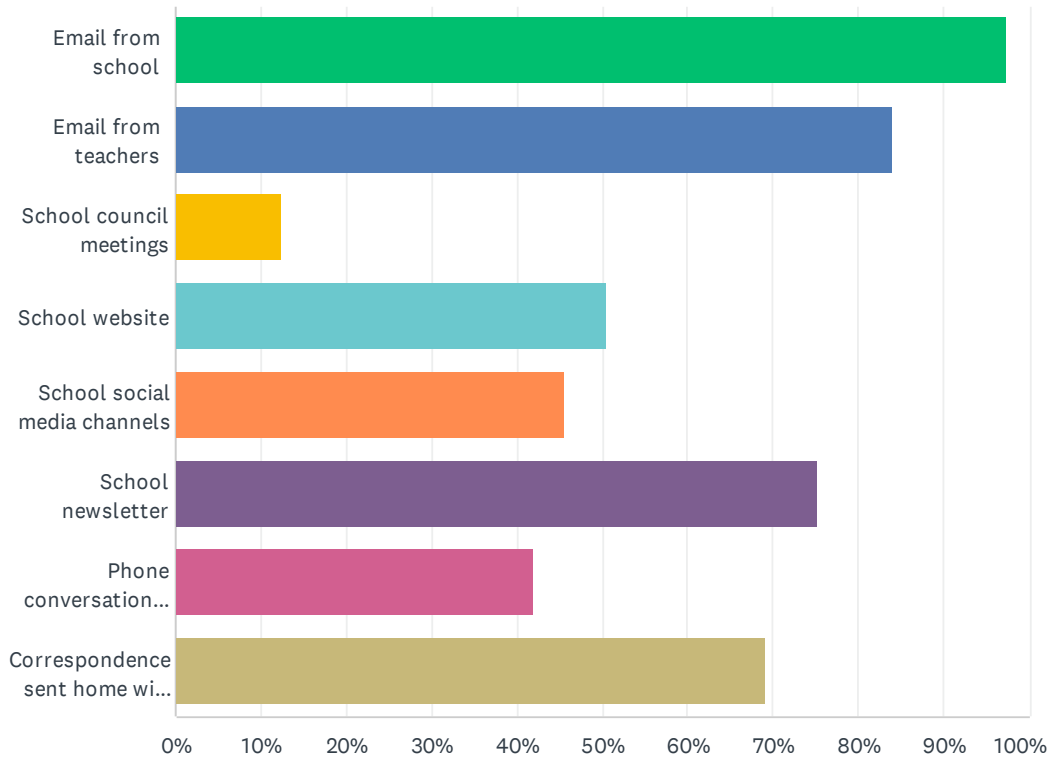
Answered: 82 Skipped: 6



ANSWER CHOICES	RESPONSES	
Keeps me fully informed	58.54%	48
Keeps me fairly well informed	30.49%	25
Keeps me adequately informed	7.32%	6
Gives me a limited amount of information	3.66%	3
I rarely receive the information I need	0.00%	0
<b>TOTAL</b>		<b>82</b>

## Q27 Do you regularly make use of the following to keep up to date on school activities, programs, etc.? Check all that apply.

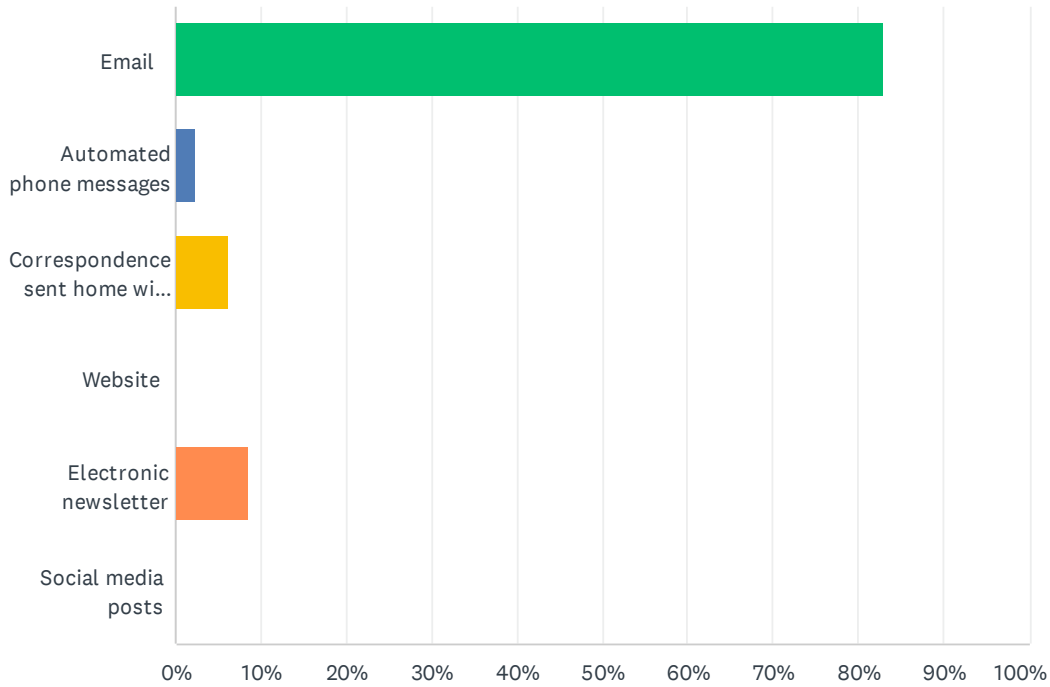
Answered: 81 Skipped: 7



ANSWER CHOICES	RESPONSES	
Email from school	97.53%	79
Email from teachers	83.95%	68
School council meetings	12.35%	10
School website	50.62%	41
School social media channels	45.68%	37
School newsletter	75.31%	61
Phone conversations with the school or teachers	41.98%	34
Correspondence sent home with my child	69.14%	56
Total Respondents: 81		

## Q28 What is your most preferred method of communication from the school and Division?

Answered: 82 Skipped: 6

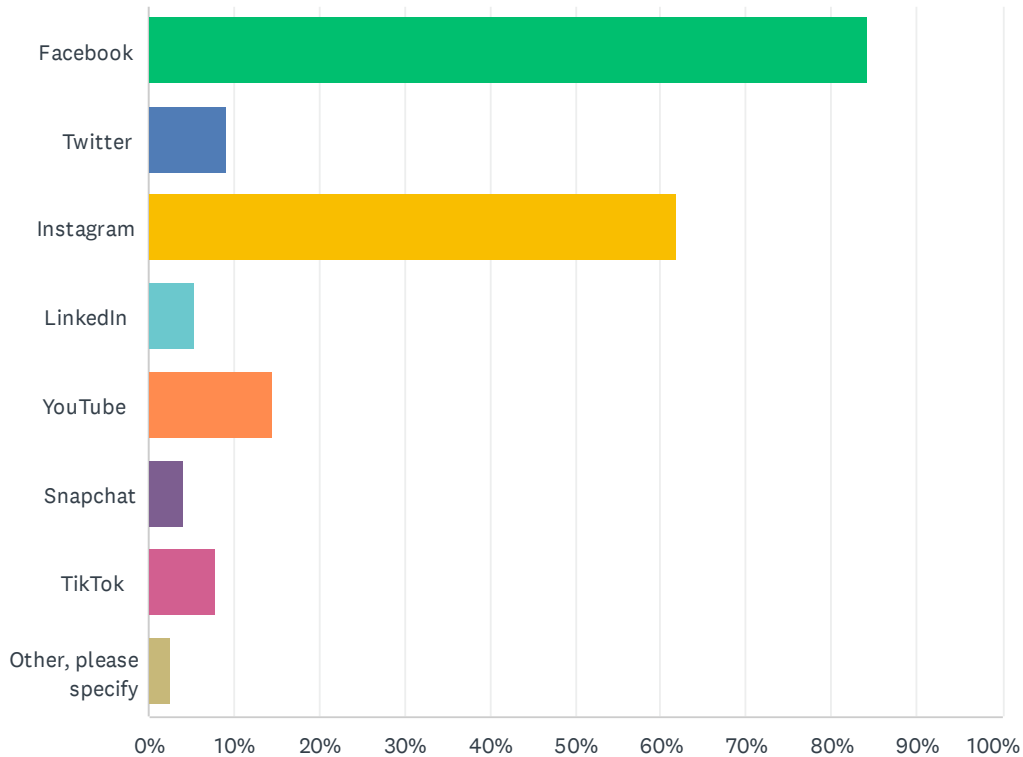


ANSWER CHOICES	RESPONSES	
Email	82.93%	68
Automated phone messages	2.44%	2
Correspondence sent home with my child	6.10%	5
Website	0.00%	0
Electronic newsletter	8.54%	7
Social media posts	0.00%	0
<b>TOTAL</b>		<b>82</b>



Q29 The Division and schools often share news and information on social media. Which of the following platforms do you use? Check all that apply.

Answered: 76 Skipped: 12



ANSWER CHOICES	RESPONSES	
Facebook	84.21%	64
Twitter	9.21%	7
Instagram	61.84%	47
LinkedIn	5.26%	4
YouTube	14.47%	11
Snapchat	3.95%	3
TikTok	7.89%	6
Other, please specify	2.63%	2
Total Respondents: 76		