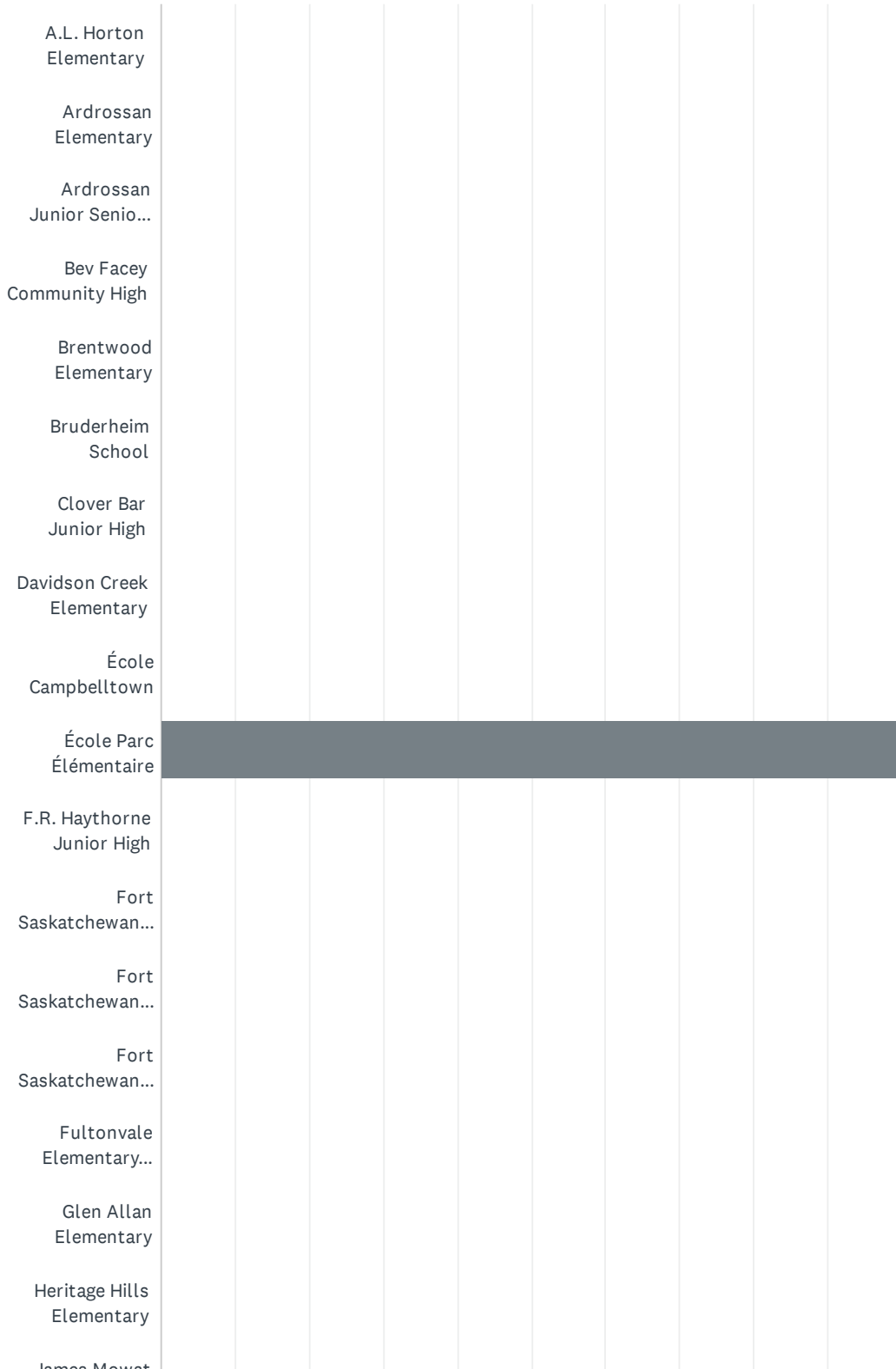


Q1 What school does your child currently attend? If you have more than one child attending an EIPS school or a child who attends classes at more than one EIPS school, complete this survey for each one.

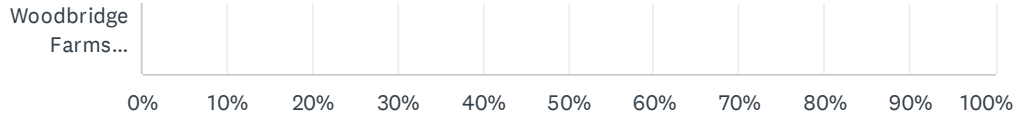
Answered: 33 Skipped: 0



2023-24 EIPS Annual Feedback Survey: For Parents and Caregivers

James Mowat Elementary										
Lakeland Ridge										
Lamont Elementary										
Lamont High										
Mills Haven Elementary										
Mundare School										
Next Step Fort Saskatchewan										
Next Step Sherwood Park										
Next Step Vegreville										
Pine Street Elementary										
Rudolph Hennig Junior High										
Salisbury Composite High										
Sherwood Heights Juni...										
SouthPointe School										
Strathcona Christian...										
Strathcona Christian...										
Uncas Elementary										
Vegreville Composite High										
Wes Hosford Elementary										
Westboro Elementary										
Win Ferguson Elementary										

2023-24 EIPS Annual Feedback Survey: For Parents and Caregivers



2023-24 EIPS Annual Feedback Survey: For Parents and Caregivers

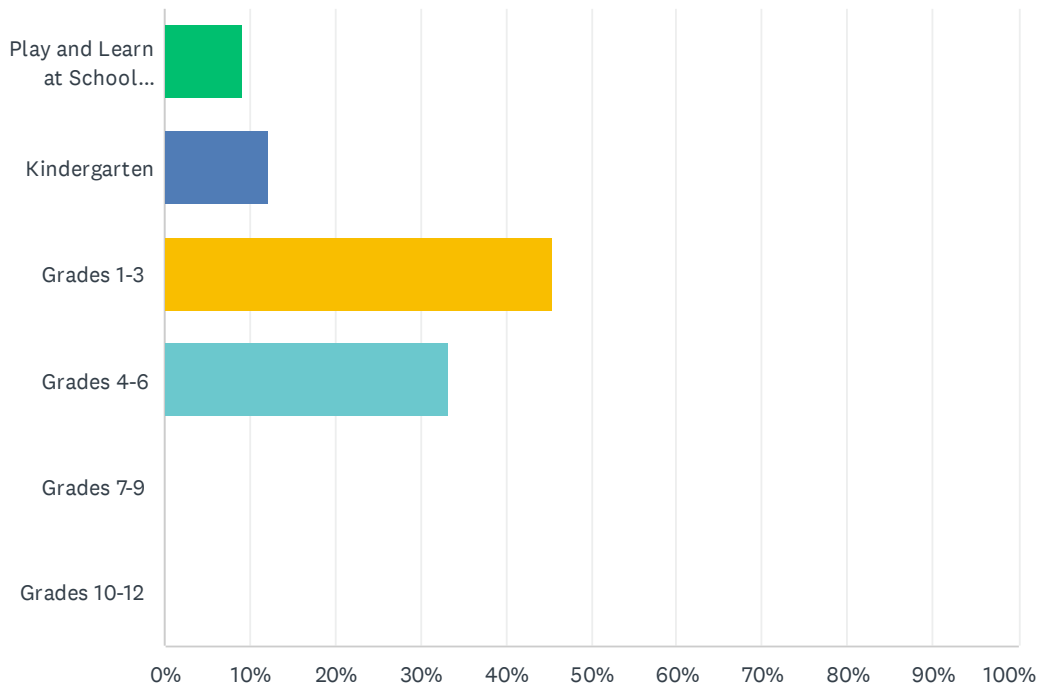
ANSWER CHOICES	RESPONSES	
A.L. Horton Elementary	0.00%	0
Ardrossan Elementary	0.00%	0
Ardrossan Junior Senior High	0.00%	0
Bev Facey Community High	0.00%	0
Brentwood Elementary	0.00%	0
Bruderheim School	0.00%	0
Clover Bar Junior High	0.00%	0
Davidson Creek Elementary	0.00%	0
École Campbelltown	0.00%	0
École Parc Élémentaire	100.00%	33
F.R. Haythorne Junior High	0.00%	0
Fort Saskatchewan Christian	0.00%	0
Fort Saskatchewan Elementary	0.00%	0
Fort Saskatchewan High	0.00%	0
Fultonvale Elementary Junior High	0.00%	0
Glen Allan Elementary	0.00%	0
Heritage Hills Elementary	0.00%	0
James Mowat Elementary	0.00%	0
Lakeland Ridge	0.00%	0
Lamont Elementary	0.00%	0
Lamont High	0.00%	0
Mills Haven Elementary	0.00%	0
Mundare School	0.00%	0
Next Step Fort Saskatchewan	0.00%	0
Next Step Sherwood Park	0.00%	0
Next Step Vegreville	0.00%	0
Pine Street Elementary	0.00%	0
Rudolph Hennig Junior High	0.00%	0
Salisbury Composite High	0.00%	0
Sherwood Heights Junior High	0.00%	0
SouthPointe School	0.00%	0
Strathcona Christian Academy Elementary	0.00%	0

2023-24 EIPS Annual Feedback Survey: For Parents and Caregivers

Strathcona Christian Academy Secondary	0.00%	0
Uncas Elementary	0.00%	0
Vegreville Composite High	0.00%	0
Wes Hosford Elementary	0.00%	0
Westboro Elementary	0.00%	0
Win Ferguson Elementary	0.00%	0
Woodbridge Farms Elementary	0.00%	0
TOTAL		33

Q2 What grade is your child currently in?

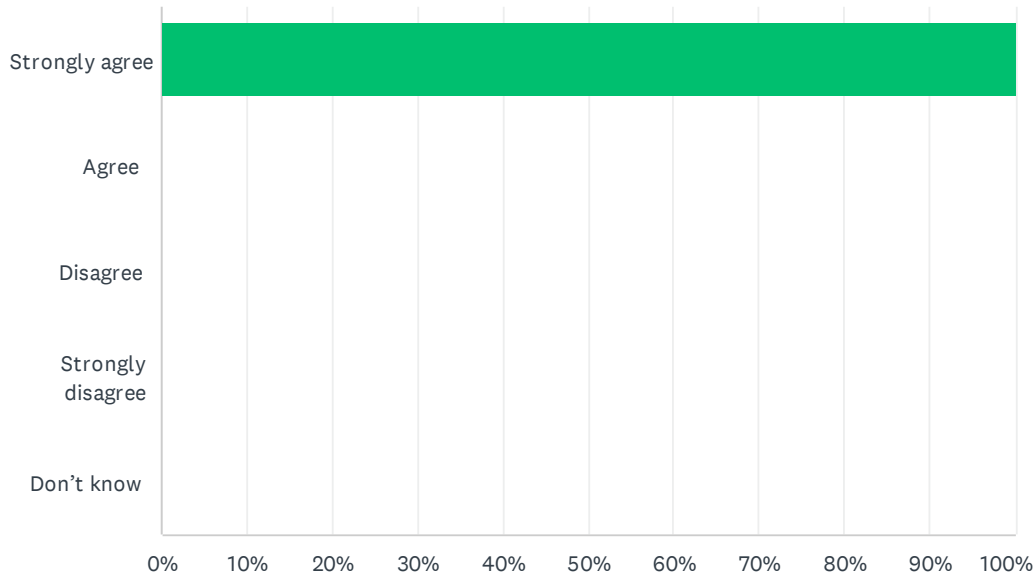
Answered: 33 Skipped: 0



ANSWER CHOICES	RESPONSES	
Play and Learn at School (PALS)	9.09%	3
Kindergarten	12.12%	4
Grades 1-3	45.45%	15
Grades 4-6	33.33%	11
Grades 7-9	0.00%	0
Grades 10-12	0.00%	0
TOTAL		33

Q3 As a result of being in the Play and Learn at School (PALS) program, my child's demonstrating growth in their development.

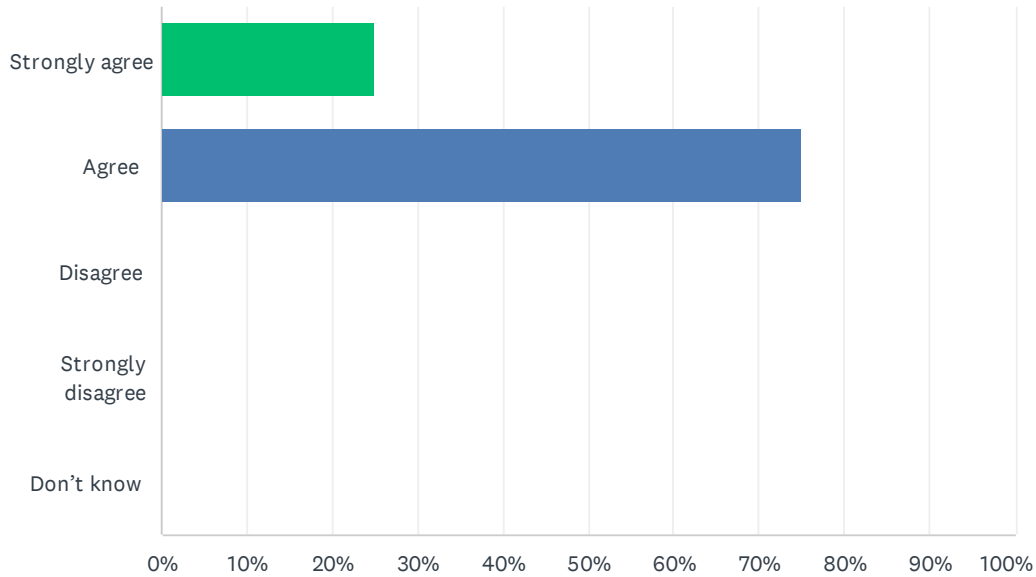
Answered: 3 Skipped: 30



ANSWER CHOICES	RESPONSES	
Strongly agree	100.00%	3
Agree	0.00%	0
Disagree	0.00%	0
Strongly disagree	0.00%	0
Don't know	0.00%	0
TOTAL		3

Q4 As a result of being in the kindergarten program, my child's becoming ready to enter Grade 1.

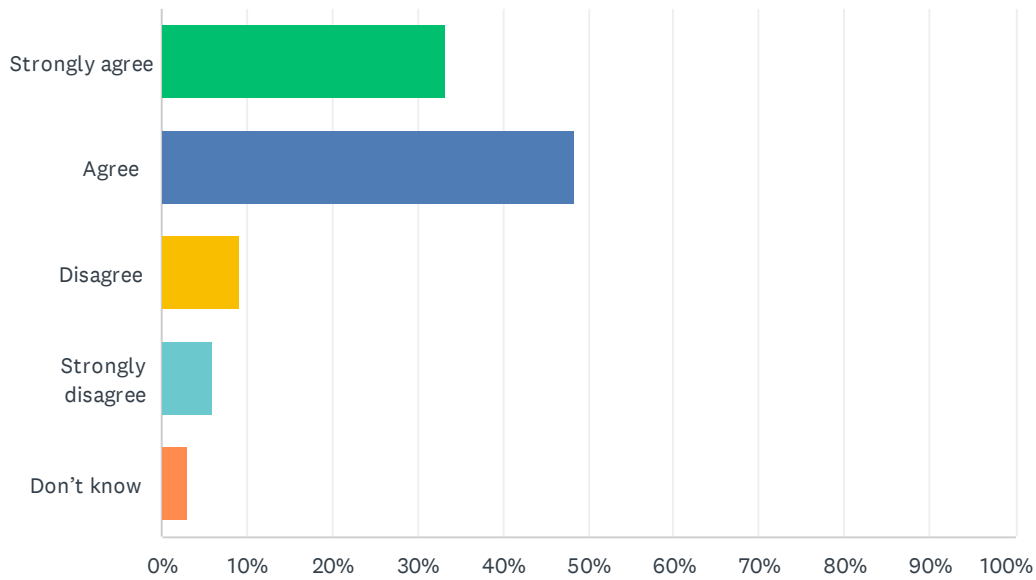
Answered: 4 Skipped: 29



ANSWER CHOICES	RESPONSES	
Strongly agree	25.00%	1
Agree	75.00%	3
Disagree	0.00%	0
Strongly disagree	0.00%	0
Don't know	0.00%	0
TOTAL		4

Q5 My child's individual needs are met.

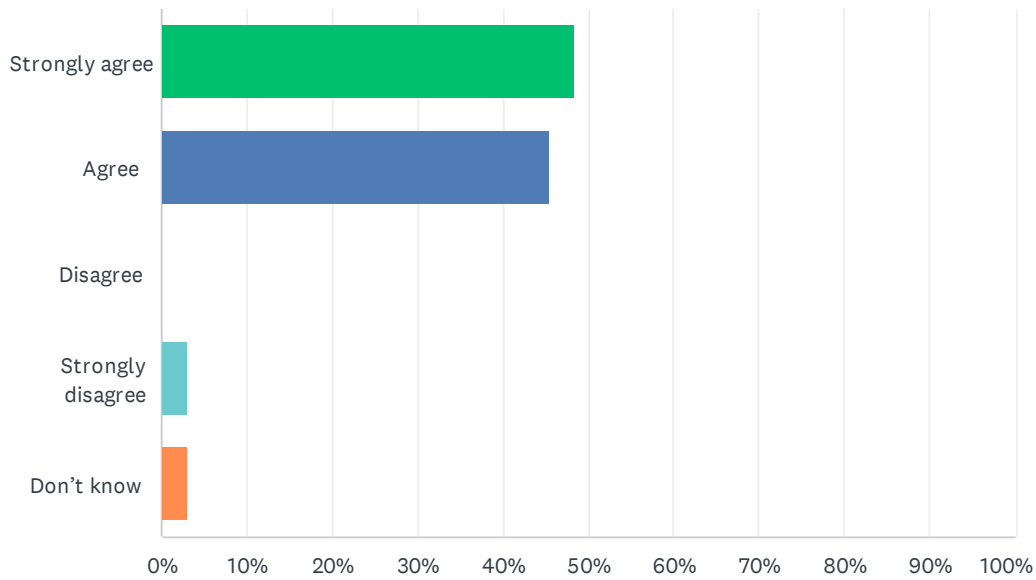
Answered: 33 Skipped: 0



ANSWER CHOICES	RESPONSES	
Strongly agree	33.33%	11
Agree	48.48%	16
Disagree	9.09%	3
Strongly disagree	6.06%	2
Don't know	3.03%	1
TOTAL		33

Q6 My child's encouraged to do their best.

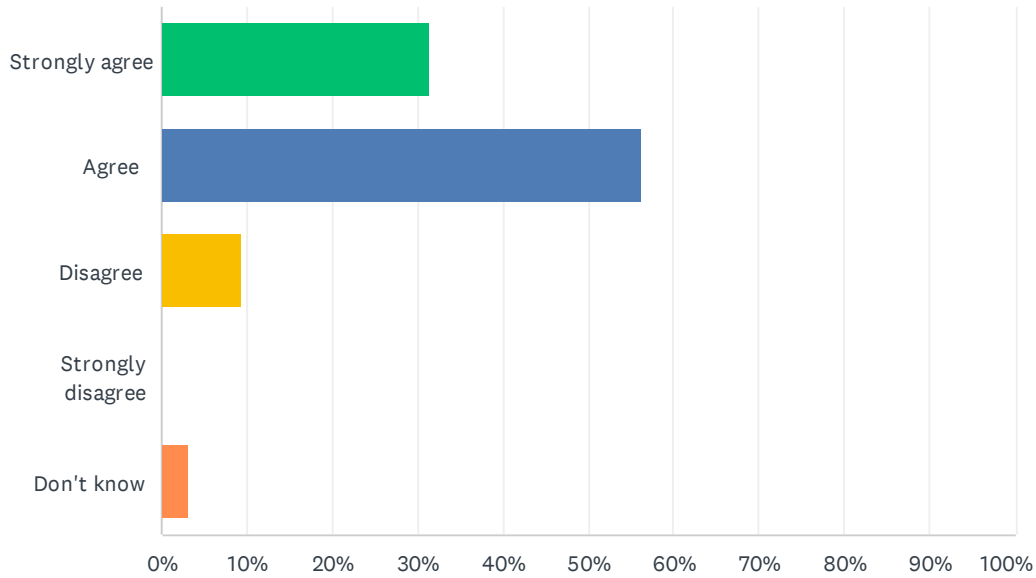
Answered: 33 Skipped: 0



ANSWER CHOICES	RESPONSES	
Strongly agree	48.48%	16
Agree	45.45%	15
Disagree	0.00%	0
Strongly disagree	3.03%	1
Don't know	3.03%	1
TOTAL		33

Q7 My child's demonstrating growth in literacy.

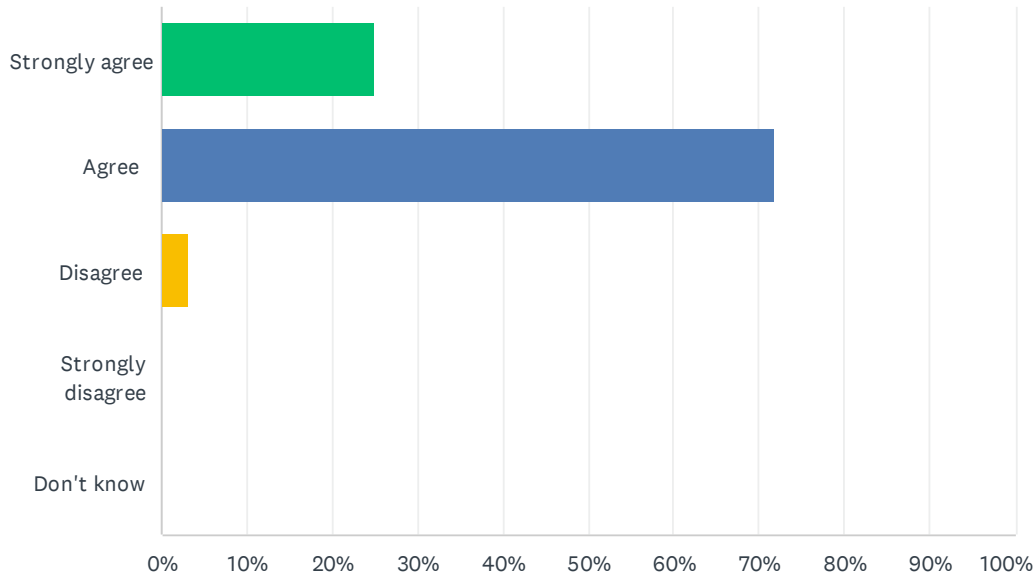
Answered: 32 Skipped: 1



ANSWER CHOICES	RESPONSES	
Strongly agree	31.25%	10
Agree	56.25%	18
Disagree	9.38%	3
Strongly disagree	0.00%	0
Don't know	3.13%	1
TOTAL		32

Q8 My child's demonstrating growth in numeracy.

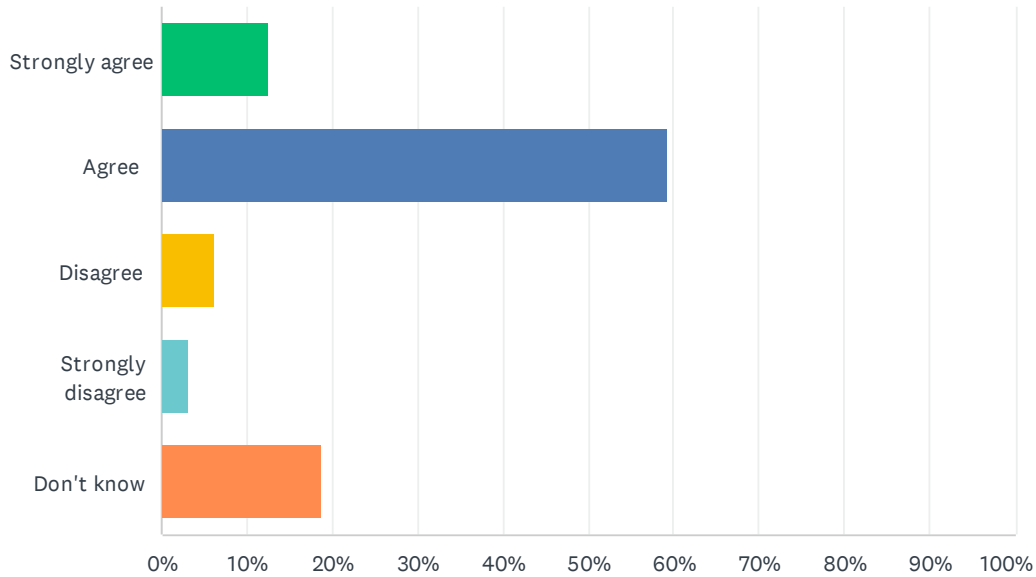
Answered: 32 Skipped: 1



ANSWER CHOICES	RESPONSES	
Strongly agree	25.00%	8
Agree	71.88%	23
Disagree	3.13%	1
Strongly disagree	0.00%	0
Don't know	0.00%	0
TOTAL		32

Q9 My child has an understanding of First Nations, Métis and Inuit culture and history.

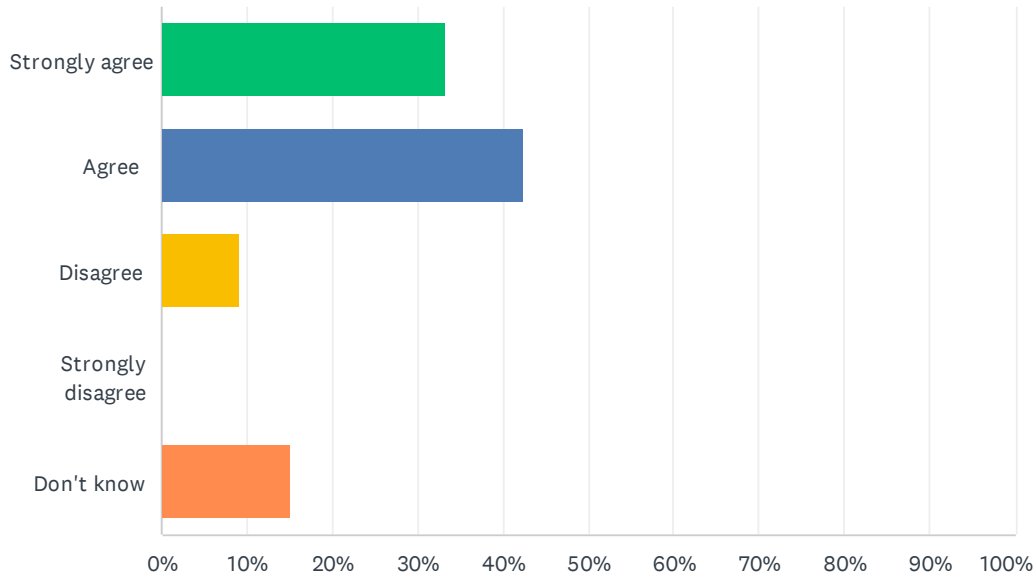
Answered: 32 Skipped: 1



ANSWER CHOICES	RESPONSES	
Strongly agree	12.50%	4
Agree	59.38%	19
Disagree	6.25%	2
Strongly disagree	3.13%	1
Don't know	18.75%	6
TOTAL		32

Q10 My child's learning the knowledge, skills and attitudes necessary to be successful in life.

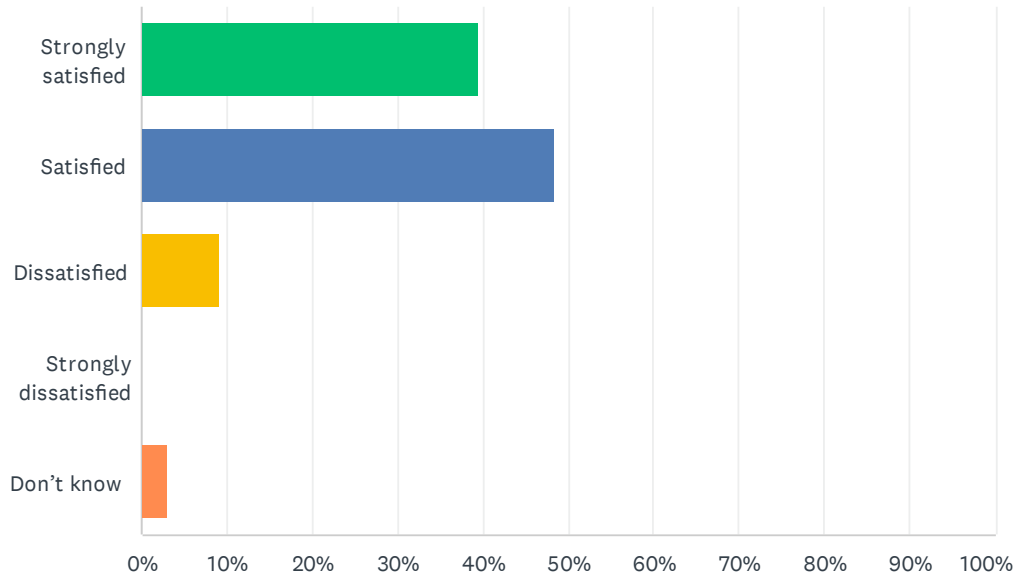
Answered: 33 Skipped: 0



ANSWER CHOICES	RESPONSES	
Strongly agree	33.33%	11
Agree	42.42%	14
Disagree	9.09%	3
Strongly disagree	0.00%	0
Don't know	15.15%	5
TOTAL		33

Q11 How satisfied are you with the quality of education your child's receiving at school?

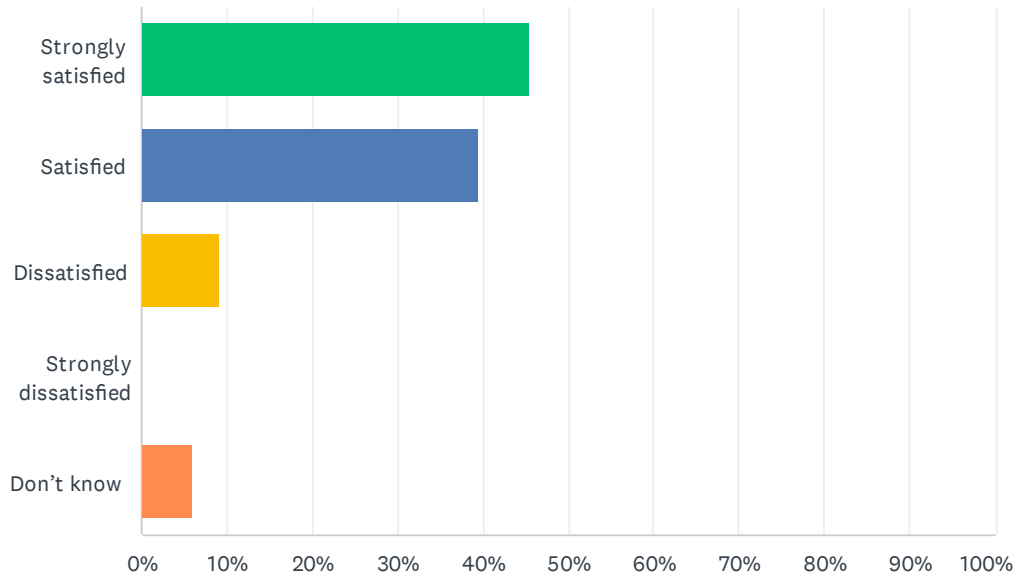
Answered: 33 Skipped: 0



ANSWER CHOICES	RESPONSES	
Strongly satisfied	39.39%	13
Satisfied	48.48%	16
Dissatisfied	9.09%	3
Strongly dissatisfied	0.00%	0
Don't know	3.03%	1
TOTAL		33

Q12 How satisfied are you with the quality of teaching at your child's school?

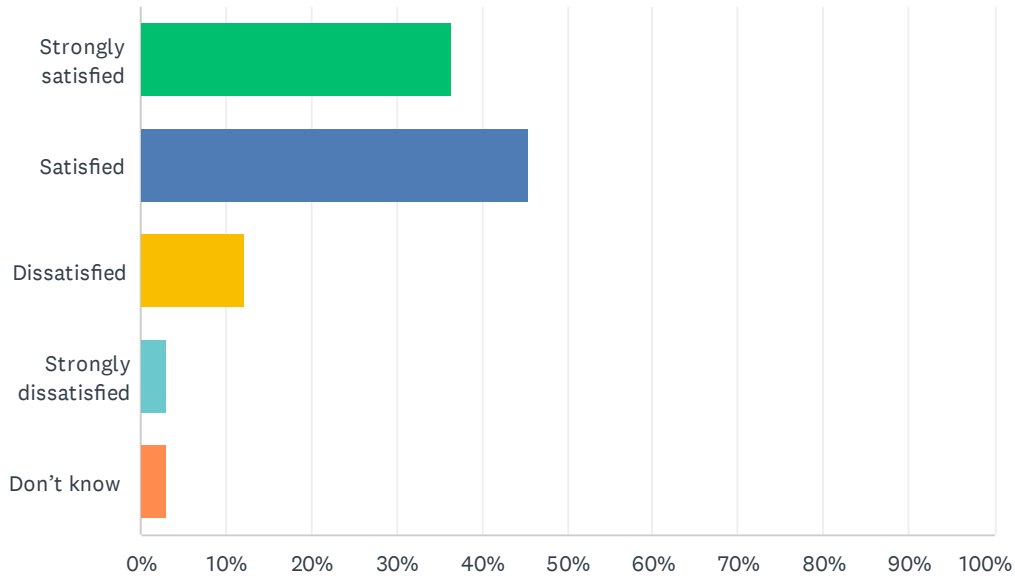
Answered: 33 Skipped: 0



ANSWER CHOICES	RESPONSES	
Strongly satisfied	45.45%	15
Satisfied	39.39%	13
Dissatisfied	9.09%	3
Strongly dissatisfied	0.00%	0
Don't know	6.06%	2
TOTAL		33

Q13 How satisfied are you with the leadership at your child's school?

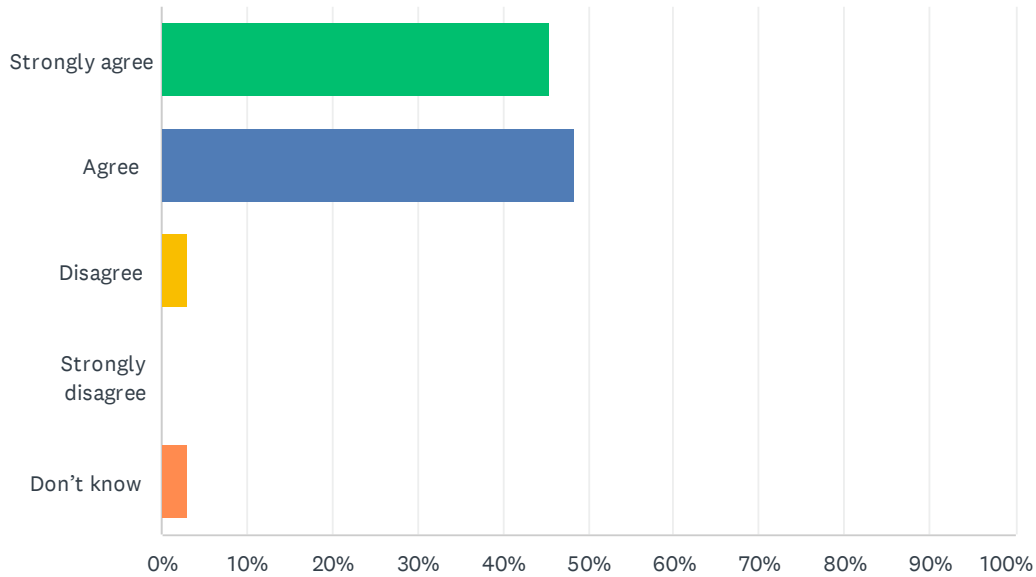
Answered: 33 Skipped: 0



ANSWER CHOICES	RESPONSES	
Strongly satisfied	36.36%	12
Satisfied	45.45%	15
Dissatisfied	12.12%	4
Strongly dissatisfied	3.03%	1
Don't know	3.03%	1
TOTAL		33

Q14 My child’s school encourages my child to be a responsible, respectful and engaged citizen.

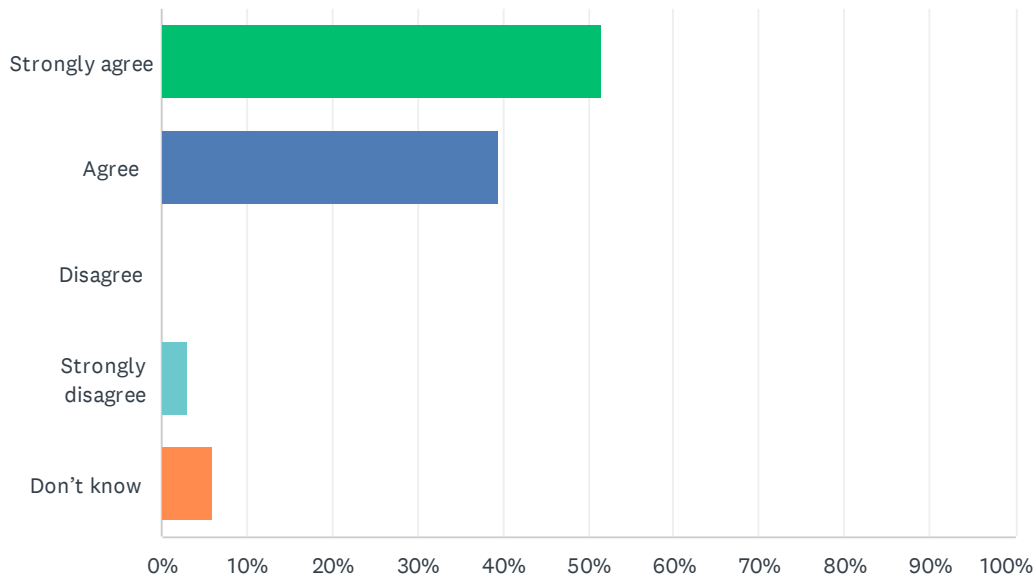
Answered: 33 Skipped: 0



ANSWER CHOICES	RESPONSES	
Strongly agree	45.45%	15
Agree	48.48%	16
Disagree	3.03%	1
Strongly disagree	0.00%	0
Don't know	3.03%	1
TOTAL		33

Q15 School staff care about my child.

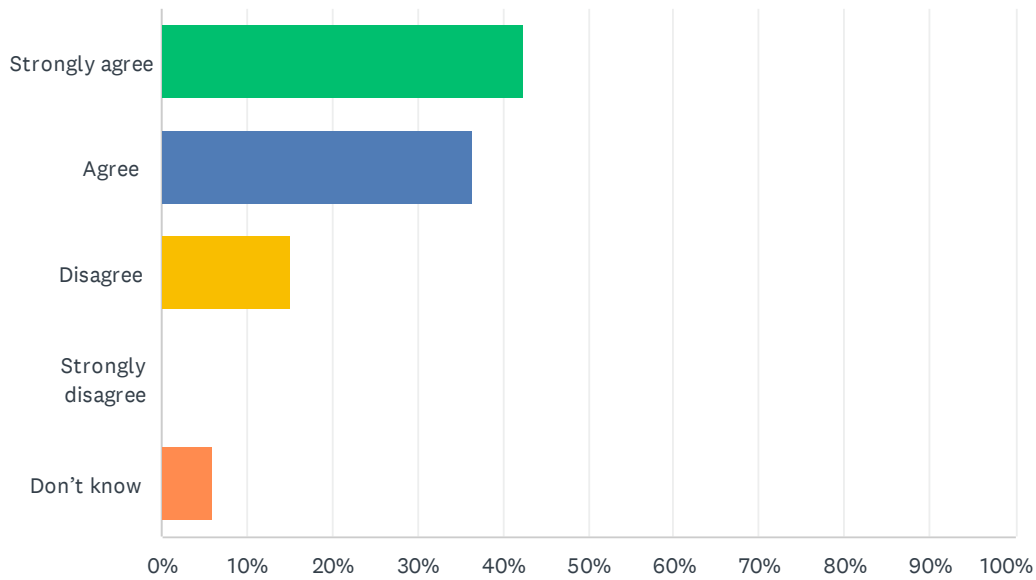
Answered: 33 Skipped: 0



ANSWER CHOICES	RESPONSES	
Strongly agree	51.52%	17
Agree	39.39%	13
Disagree	0.00%	0
Strongly disagree	3.03%	1
Don't know	6.06%	2
TOTAL		33

Q16 My child's school handles discipline fairly and reasonably.

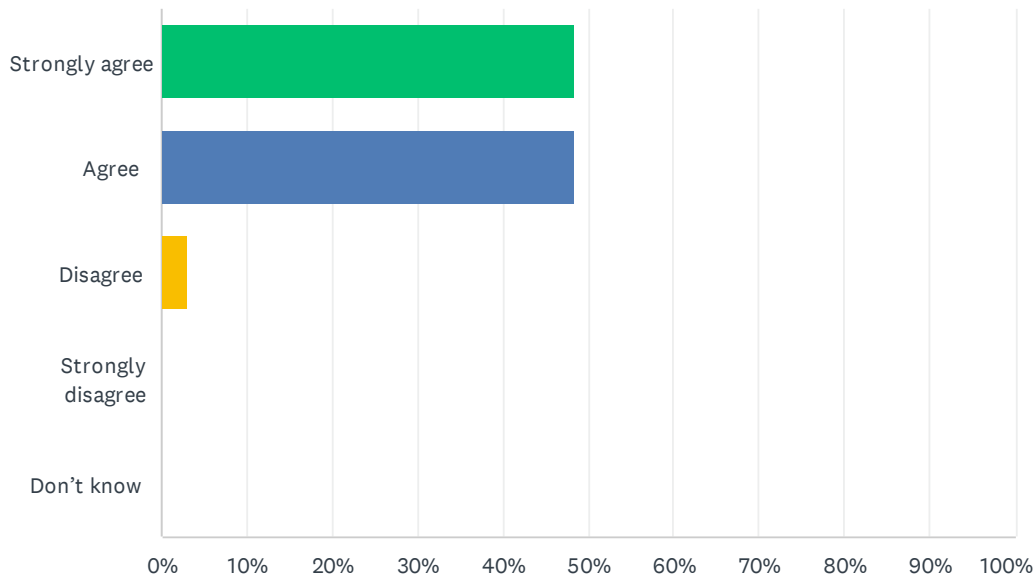
Answered: 33 Skipped: 0



ANSWER CHOICES	RESPONSES	
Strongly agree	42.42%	14
Agree	36.36%	12
Disagree	15.15%	5
Strongly disagree	0.00%	0
Don't know	6.06%	2
TOTAL		33

Q17 My child's school is safe.

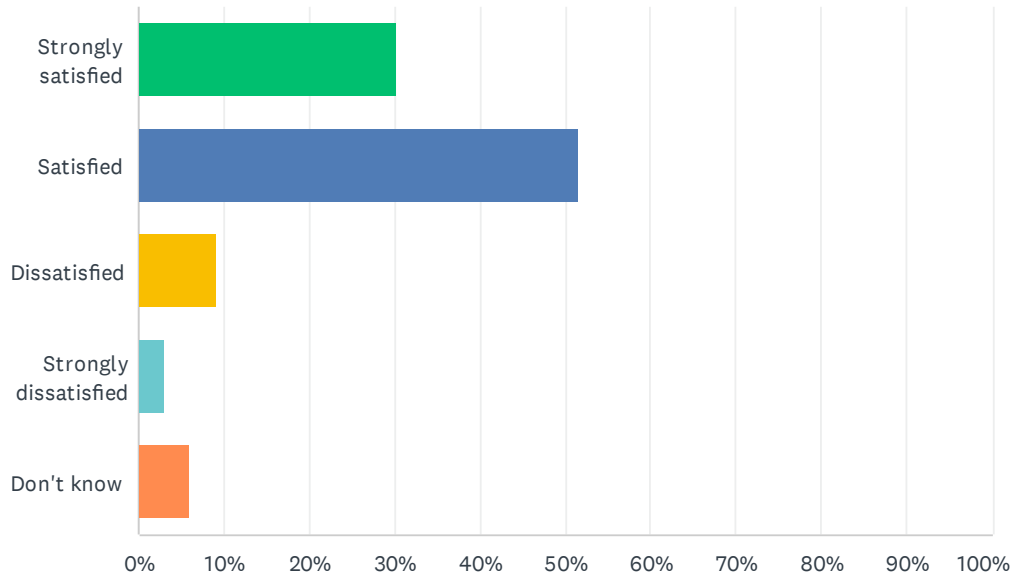
Answered: 33 Skipped: 0



ANSWER CHOICES	RESPONSES	
Strongly agree	48.48%	16
Agree	48.48%	16
Disagree	3.03%	1
Strongly disagree	0.00%	0
Don't know	0.00%	0
TOTAL		33

Q18 How satisfied are you with the resources available to support your child's learning?

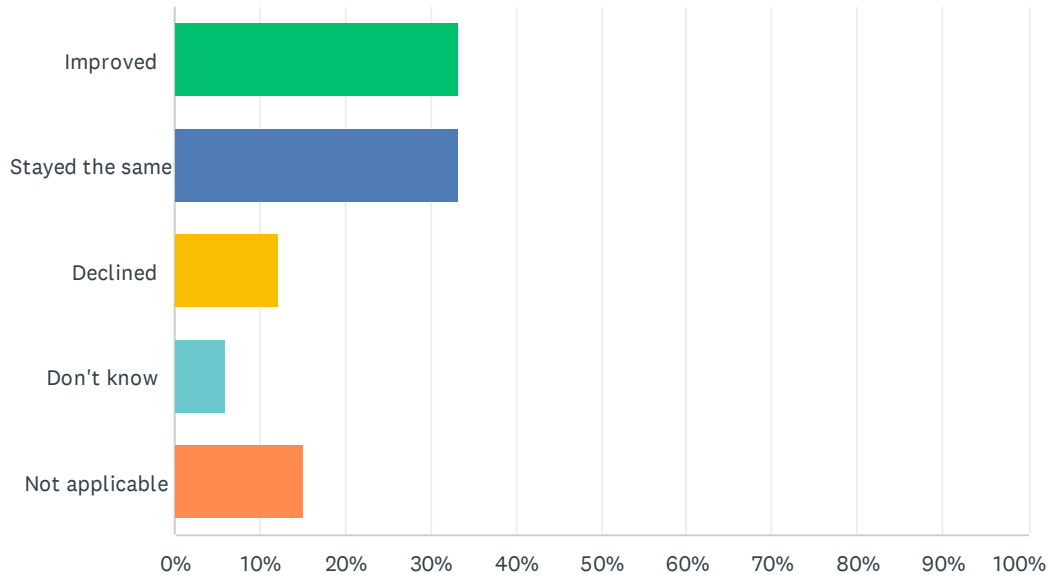
Answered: 33 Skipped: 0



ANSWER CHOICES	RESPONSES	
Strongly satisfied	30.30%	10
Satisfied	51.52%	17
Dissatisfied	9.09%	3
Strongly dissatisfied	3.03%	1
Don't know	6.06%	2
TOTAL		33

Q19 In your opinion, has the quality of education your child's experienced improved, stayed the same or declined in the past three years?

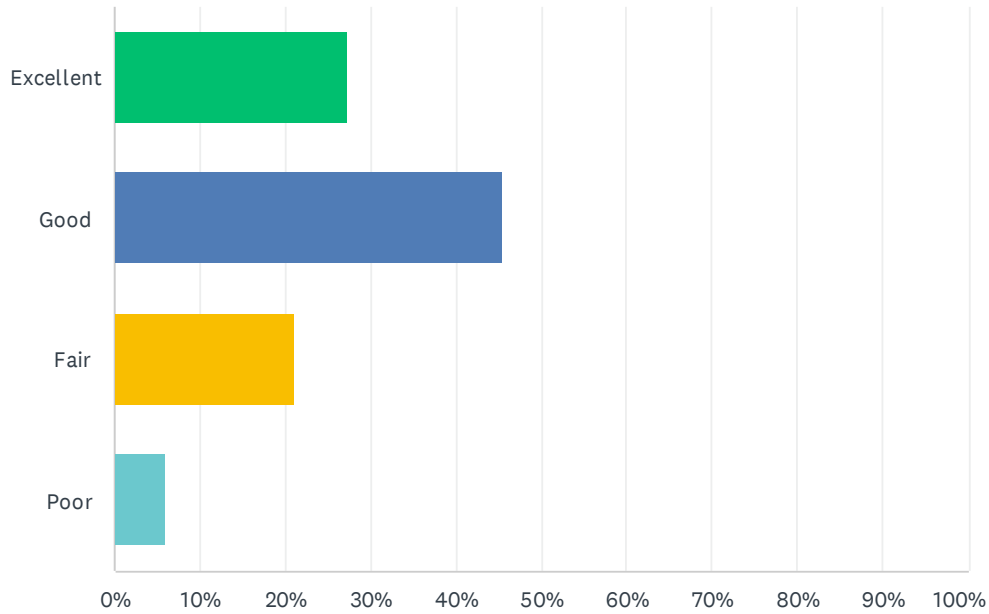
Answered: 33 Skipped: 0



ANSWER CHOICES	RESPONSES	
Improved	33.33%	11
Stayed the same	33.33%	11
Declined	12.12%	4
Don't know	6.06%	2
Not applicable	15.15%	5
TOTAL		33

Q20 How do you rate the physical condition of your child's school?

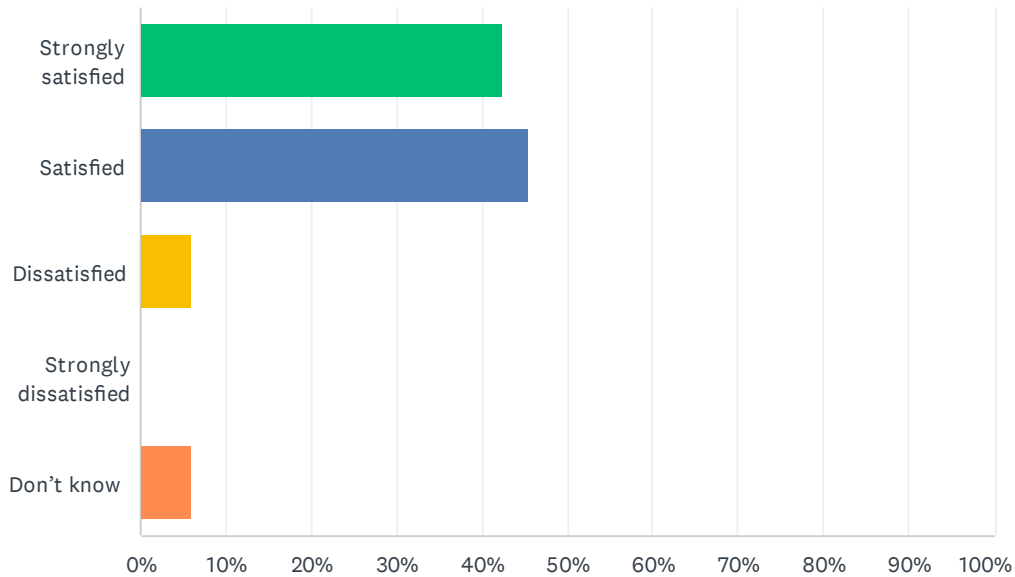
Answered: 33 Skipped: 0



ANSWER CHOICES	RESPONSES
Excellent	27.27% 9
Good	45.45% 15
Fair	21.21% 7
Poor	6.06% 2
TOTAL	33

Q21 How satisfied are you with the opportunities provided to be involved in your child's education? Refer to the EIPS Parent Engagement overview for examples of involvement and engagement opportunities that help support student success.

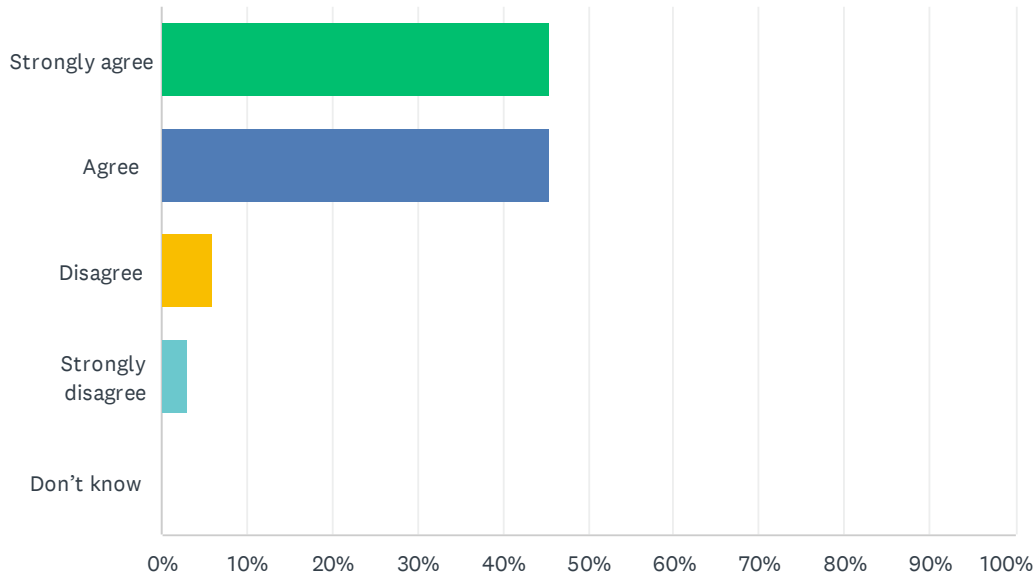
Answered: 33 Skipped: 0



ANSWER CHOICES	RESPONSES	
Strongly satisfied	42.42%	14
Satisfied	45.45%	15
Dissatisfied	6.06%	2
Strongly dissatisfied	0.00%	0
Don't know	6.06%	2
TOTAL		33

Q22 The school keeps me informed about my child's progress and achievement.

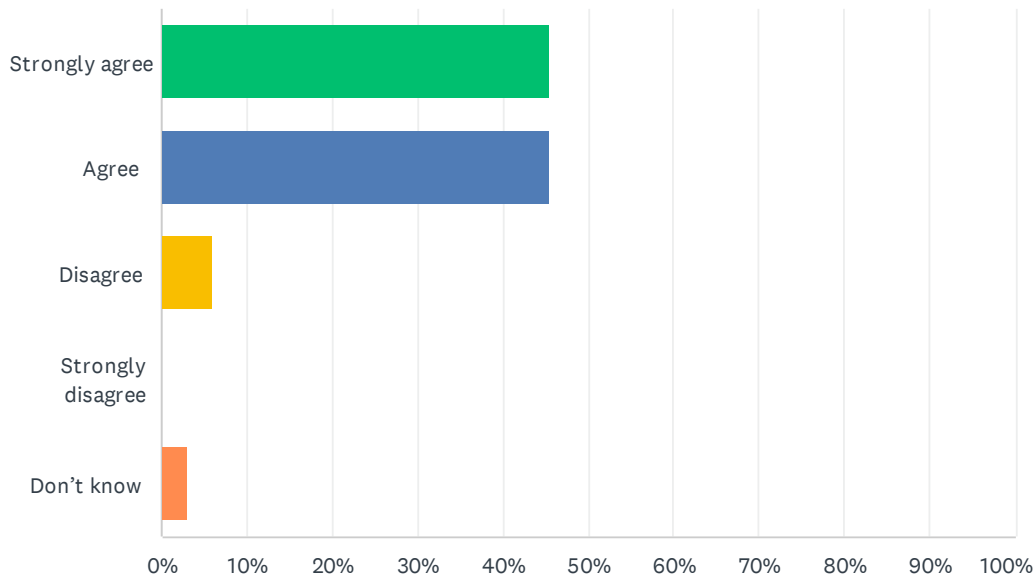
Answered: 33 Skipped: 0



ANSWER CHOICES	RESPONSES	
Strongly agree	45.45%	15
Agree	45.45%	15
Disagree	6.06%	2
Strongly disagree	3.03%	1
Don't know	0.00%	0
TOTAL		33

Q23 There is open and honest communication within my child's school.

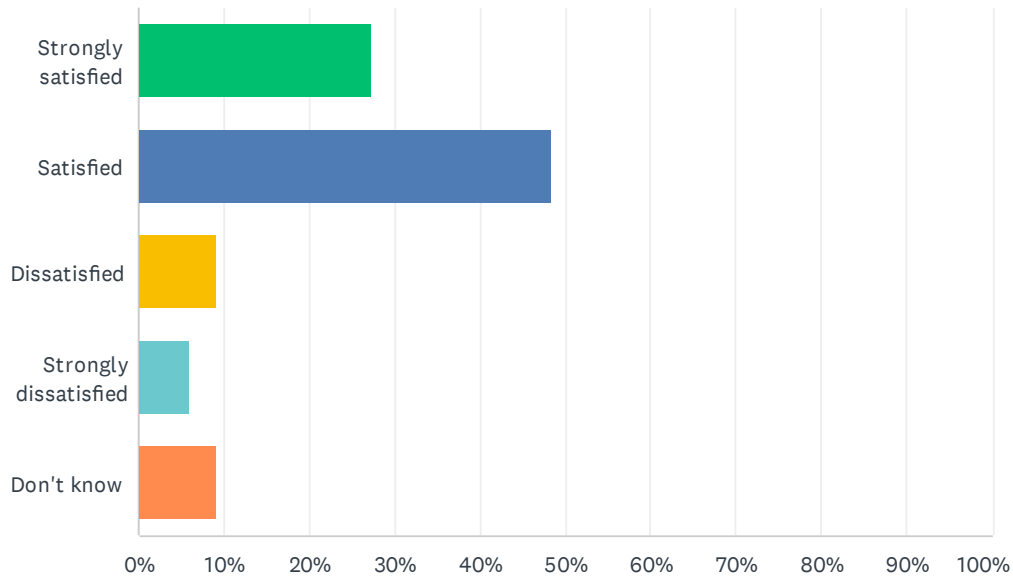
Answered: 33 Skipped: 0



ANSWER CHOICES	RESPONSES	
Strongly agree	45.45%	15
Agree	45.45%	15
Disagree	6.06%	2
Strongly disagree	0.00%	0
Don't know	3.03%	1
TOTAL		33

Q24 How satisfied are you with the Division’s commitment to engaging stakeholders—including parents and caregivers—about matters that affect decision-making and public education?

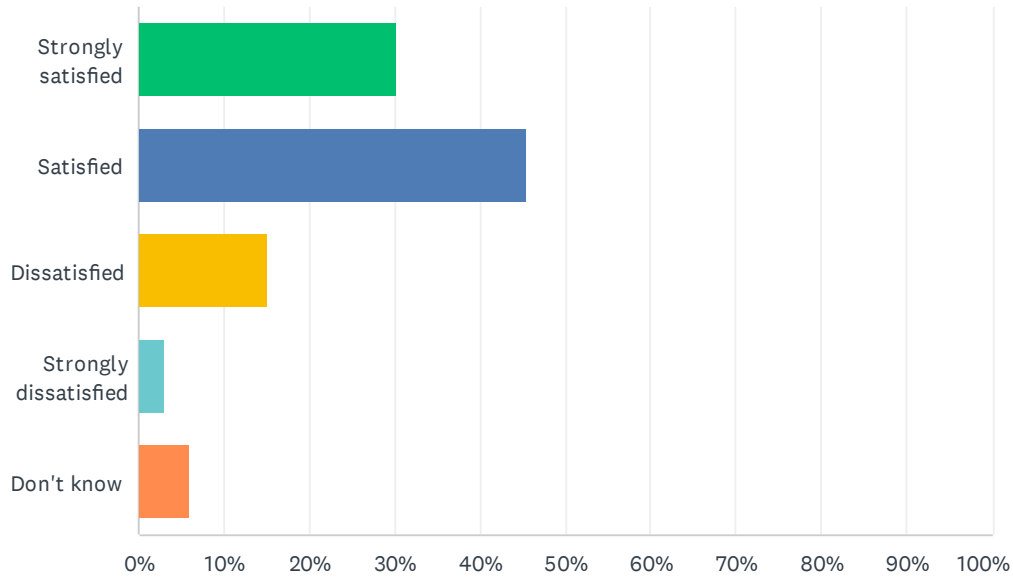
Answered: 33 Skipped: 0



ANSWER CHOICES	RESPONSES
Strongly satisfied	27.27% 9
Satisfied	48.48% 16
Dissatisfied	9.09% 3
Strongly dissatisfied	6.06% 2
Don't know	9.09% 3
TOTAL	33

Q25 How satisfied are you with the Division’s commitment to advocating for public education?

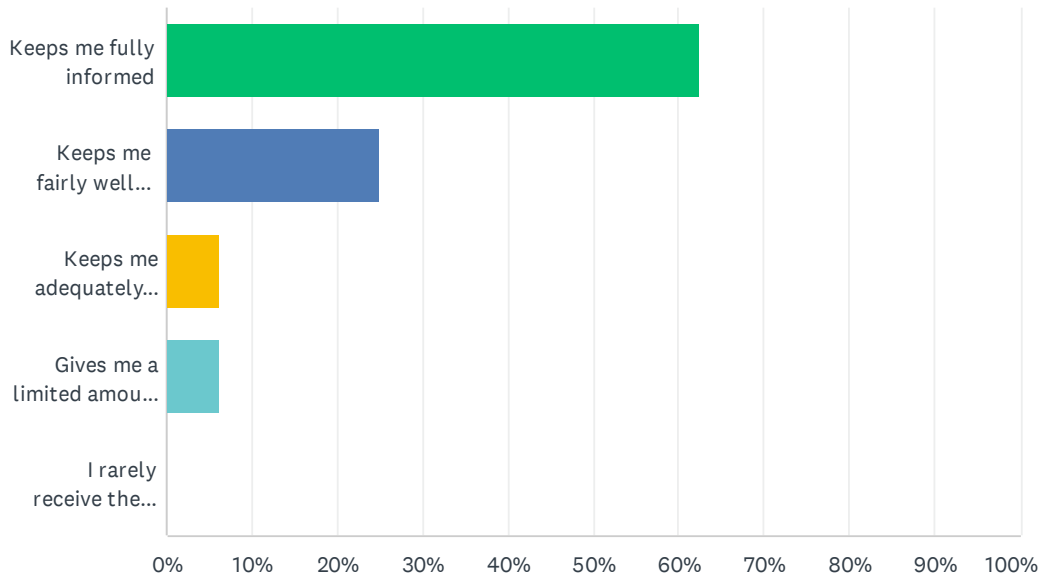
Answered: 33 Skipped: 0



ANSWER CHOICES	RESPONSES	
Strongly satisfied	30.30%	10
Satisfied	45.45%	15
Dissatisfied	15.15%	5
Strongly dissatisfied	3.03%	1
Don't know	6.06%	2
TOTAL		33

Q26 Elk Island Public Schools appreciates the opportunity to stay connected with parents about news, activities, programs and other matters of importance. What is your impression of the communication you receive from your child's school?

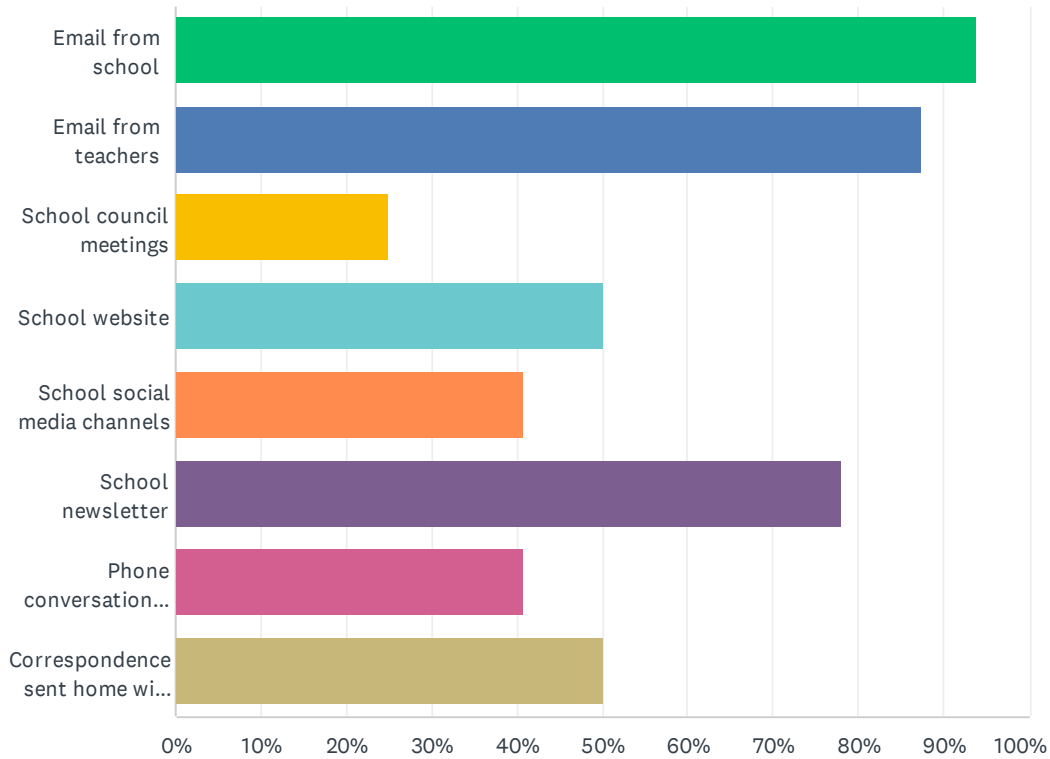
Answered: 32 Skipped: 1



ANSWER CHOICES	RESPONSES	
Keeps me fully informed	62.50%	20
Keeps me fairly well informed	25.00%	8
Keeps me adequately informed	6.25%	2
Gives me a limited amount of information	6.25%	2
I rarely receive the information I need	0.00%	0
TOTAL		32

Q27 Do you regularly make use of the following to keep up to date on school activities, programs, etc.? Check all that apply.

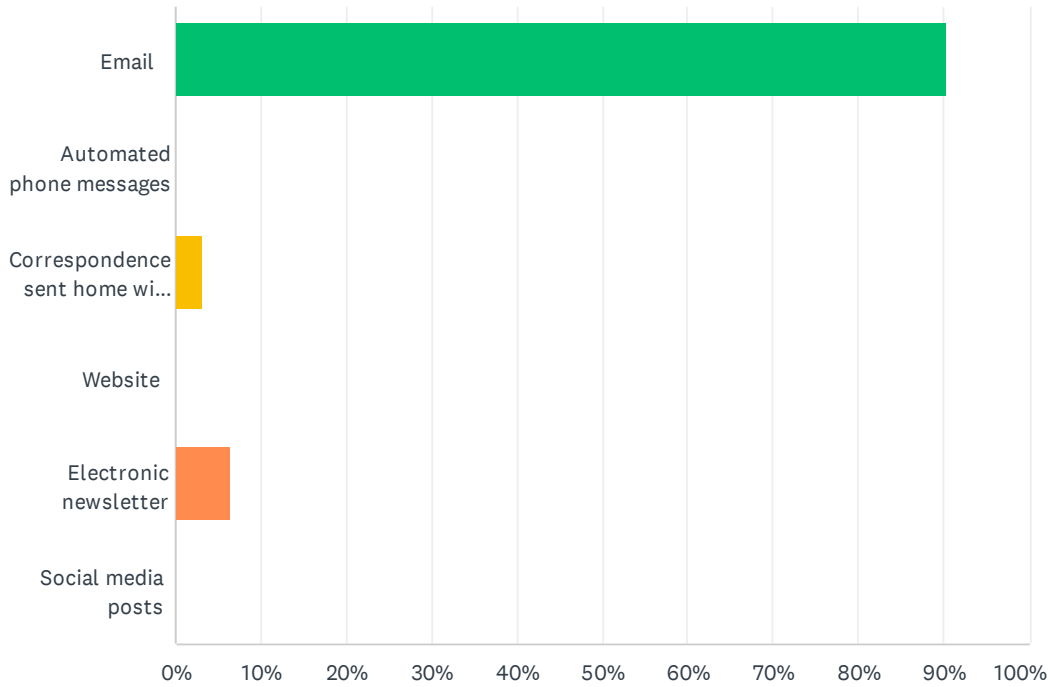
Answered: 32 Skipped: 1



ANSWER CHOICES	RESPONSES	
Email from school	93.75%	30
Email from teachers	87.50%	28
School council meetings	25.00%	8
School website	50.00%	16
School social media channels	40.63%	13
School newsletter	78.13%	25
Phone conversations with the school or teachers	40.63%	13
Correspondence sent home with my child	50.00%	16
Total Respondents: 32		

Q28 What is your most preferred method of communication from the school and Division?

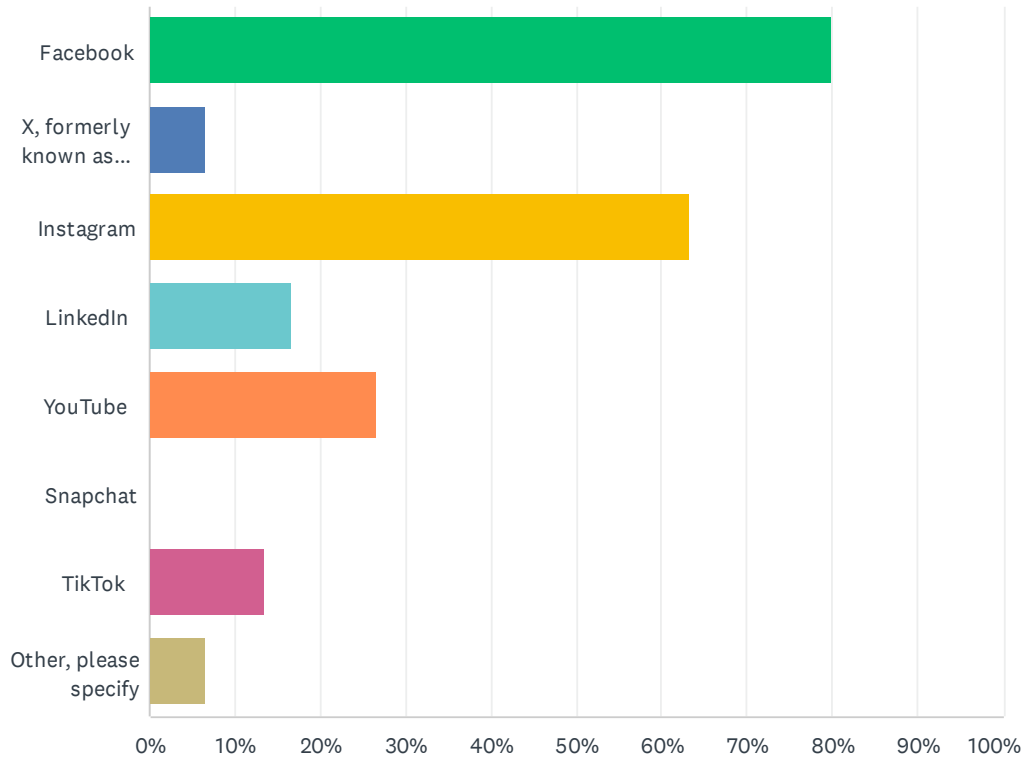
Answered: 31 Skipped: 2



ANSWER CHOICES	RESPONSES	
Email	90.32%	28
Automated phone messages	0.00%	0
Correspondence sent home with my child	3.23%	1
Website	0.00%	0
Electronic newsletter	6.45%	2
Social media posts	0.00%	0
TOTAL		31

Q29 The Division and schools often share news and information on social media. Which of the following platforms do you use? Check all that apply.

Answered: 30 Skipped: 3



ANSWER CHOICES	RESPONSES
Facebook	80.00% 24
X, formerly known as Twitter	6.67% 2
Instagram	63.33% 19
LinkedIn	16.67% 5
YouTube	26.67% 8
Snapchat	0.00% 0
TikTok	13.33% 4
Other, please specify	6.67% 2
Total Respondents: 30	

#	OTHER, PLEASE SPECIFY	DATE
1	School web site	3/18/2024 12:20 PM
2	Google	3/1/2024 11:23 AM